






















**Plant List Recommendations for Monarch Gardens  
Communities in the Bay Area**

This area is located in the Central California Foothills and Coastal Mountains ecoregion of [Mediterranean California](#).  
The following plant recommendations can be used to achieve the 80% native plant requirement to obtain Monarch Garden Certification.

Plant Category	Common Name Scientific Name	Bloom Time	Bloom Color	Height	Spread	Light Conditions	Cover	Host	Nectar/ Pollen	Wildlife Value
<b>Milkweed *Required</b>	<i>Asclepias eriocarpa</i> Kotolo Milkweed	summer	cream/ pink	1-3'	1'			✓	✓	
	<i>Asclepias fascicularis</i> Narrowleaf Milkweed	summer- fall	white/ lavender	1.5-3.5'	1'			✓	✓	
	<i>Asclepias speciosa</i> Showy Milkweed	summer	white/ pink/ lavender	4-6'	4'			✓	✓	
<b>Flowering Perennials</b>	<i>Achillea millefolium</i> Common Yarrow	spring- summer	yellow/ white	1-3'	2'			✓	✓	
	<i>Acmispon glaber</i> Deerweed	winter- summer	yellow	1.5-3'	3'			✓	✓	
	<i>Camissoniopsis cheiranthifolia</i> Beach Primrose	winter- summer	yellow/ red	0.5-2'	0.5-3'			✓	✓	

<i>Cirsium occidentale</i> Cobweb Thistle	spring- summer	red/ pink/ purple	2-10'	1-2'			✓	✓	
<i>Clarkia purpurea</i> Purple Clarkia (annual)	spring- summer	purple/ lavender / pink	0.5-3'	1'			✓	✓	
<i>Corethrogyne filaginifolia</i> California Aster	summer- winter	pink/ purple/ white	0.5-3'	1-6'			✓	✓	
<i>Dichelostemma capitatum</i> Bluedicks	winter- spring	lavender /blue	1-2'	<0.5'				✓	
<i>Epilobium canum</i> California Fuschia	summer- fall	red	1-2'	2-3'			✓	✓	
<i>Erigeron glaucus</i> Seaside Fleabane	winter- summer	lavender / yellow	<0.5-1'	2'			✓	✓	
<i>Eriophyllum confertiflorum</i> Golden Yarrow (often annual)	winter- summer	yellow	1.5-3'	2'			✓	✓	
<i>Erythranthe cardinalis</i> ( <i>Mimulus cardinalis</i> ) Scarlet Monkeyflower	spring- fall	red/ orange	1.5-3'	3'			✓	✓	
<i>Escholzia californica</i> California Poppy (often annual)	winter- fall	orange/ yellow	0.5-2'	1-2'			✓	✓	
<i>Euthamia occidentalis</i> Western Goldentop	summer- fall	yellow	3-7'	3-4'			✓	✓	
<i>Fragaria vesca</i> Woodland Strawberry	winter- spring	white/ yellow	<0.5-1'	3'			✓	✓	
<i>Gilia capitata</i> Globe gilia (annual)	winter- spring	blue/ lavender / pink	0.5-3'	1'			✓	✓	

<i>Gnaphalium californicum</i> ( <i>Pseudognaphalium</i> ) California Cudweed	winter- summer	cream/ white	0.5-3'	2'			✓	✓	
<i>Grindelia</i> sp. ( <i>G. camporum</i> , <i>G. stricta</i> ) Gumweed – Great Valley, Oregon	spring- fall	yellow/ red	2-7'	3-7'			✓	✓	
<i>Helianthus californicus</i> California Sunflower (annual or perennial)	summer- fall	yellow	3-11'	1-2'				✓	
<i>Heterotheca sessiliflora</i> False Goldenaster (annual or perennial)	winter- fall	yellow	2-4'	2-4'			✓	✓	
<i>Iris douglasiana</i> Douglas Iris	winter- spring	blue/ purple/ white/ yellow	0.5-2.5'	2-4'			✓	✓	
<i>Lupinus</i> sp. ( <i>L. bicolor</i> , <i>L. formosus</i> ) Lupine – Miniature, Summer (annual or perennial)	summer- fall	purple/ blue/ white/ lavender	<0.5- 2.5'	1'			✓	✓	
<i>Monardella villosa</i> Coyote Mint	summer	pink/ lavender	2'	3'			✓	✓	
<i>Oenothera elata</i> Hooker's Evening Primrose	summer- fall	yellow	5'	3'			✓	✓	
<i>Penstemon heterophyllus</i> Foothill Penstemon	winter- summer	blue/ purple/ magenta	3-5'	5'			✓	✓	
<i>Phacelia</i> sp. ( <i>P. californica</i> , <i>P. tanacetifolia</i> ) Phacelia – Rock, Lacy (annual or perennial)	winter- summer	blue/ lavender / white	0.5-4'	1-2'			✓	✓	
<i>Ranunculus californica</i> California Buttercup	winter- spring	yellow	0.5-3'	0.5'			✓	✓	

	<i>Salvia spathacea</i> Hummingbird Sage	winter- summer	pink/ red	1-3'	3'			✓	✓	
	<i>Sisyrinchium bellum</i> Blue Eyed Grass	winter- spring	purple/ blue	1-2'	1'				✓	
	<i>Solidago californica</i> ( <i>S. velutina</i> ssp. <i>californica</i> ) California Goldenrod	summer- fall	yellow	1.5-5'	1-4'			✓	✓	
	<i>Symphotrichum chilense</i> Pacific/ California Aster	summer	lavender / yellow	2-3'	2-3'			✓	✓	
	<i>Verbena lasiostachys</i> Western Vervain	spring- fall	lavender / purple	1-3'	3'			✓	✓	
Vines	<i>Clematis ligusticifolia</i> Western White Clematis/ Virgin's Bower	spring- summer	white	1-30'	2-6'			✓	✓	
	<i>Vitis californica</i> California Grape	spring	cream/ green	10-40'	1'			✓	✓	
Shrubs	<i>Adenostoma fasciculatum</i> Chamise	spring- summer	white	2-13'	1-8'		✓	✓	✓	
	<i>Amelanchier utahensis</i> Utah Serviceberry	spring	white	2-16'	6-10'			✓	✓	
	<i>Arctostaphylos</i> sp. ( <i>A. glandulosa</i> , <i>A. glauca</i> , <i>A. manzanita</i> ) Manzanita – Eastwood, Big Berry, Common	winter- spring	pink/ white/ green	3-20'	6-20'		✓	✓	✓	
	<i>Artemisia</i> sp. ( <i>A. californica</i> , <i>A. douglasiana</i> ) Sagebrush – California, Douglas')	spring- fall	yellow/ cream/ white	1-8'	4'			✓	✓	

<i>Baccharis pilularis</i> Coyote Bush	winter-fall	white/yellow	2-10'	12'		✓	✓	✓	
<i>Baccharis salicifolia</i> Mulefat	winter-fall	pink/white	6-12'	3-9'			✓	✓	
<i>Berberis aquifolium</i> Oregon Grape	winter-spring	yellow	3.5-7'	6'		✓	✓	✓	
<i>Ceanothus sp.</i> ( <i>C. cuneatus</i> , <i>C. oliganthus</i> , <i>C. thrysiflorus</i> ) Buckbrush, Hairy Ceanothus, Blueblossom	winter-spring	white/blue/purple	2-30'	2-40'		✓	✓	✓	
<i>Cercocarpus betuloides</i> Mountain Mahogany	winter-spring	cream/white	8-20'	10-12'		✓	✓	✓	
<i>Cornus sericea</i> Creek Dogwood	summer	white/purple/red	4-13'	9-15'			✓	✓	
<i>Corylus cornuta</i> Beaked Hazelnut	winter-spring	yellow	2-14'	10-20'			✓		
<i>Ericameria ericoides</i> Mock Heather	summer-fall	yellow	2-3.5'	3-4'		✓	✓	✓	
<i>Eriogonum sp.</i> ( <i>E. fasciculatum</i> , <i>E. latifolium</i> , <i>E. nudum</i> ) Buckwheat – California, Coast, Nude	spring-fall	pink/cream/white/yellow	0.5-6.5'	0.5-3'			✓	✓	
<i>Frangula californica</i> ( <i>Rhamnus californica</i> ) California Buckthorn	spring-summer	cream/green	6-15'	5-15'		✓	✓	✓	

<i>Gutierrezia californica</i> California Matchweed	spring- fall	yellow	1-2'	3'			✓	✓	
<i>Heteromeles arbutifolia</i> Toyon	summer	white	5-16'	10-15'		✓	✓	✓	
<i>Holodiscus discolor</i> Oceanspray	summer	white	15'	12'			✓	✓	
<i>Isocoma menziesii</i> Coastal Goldenbush	yellow	spring- fall	1-4'	5'			✓	✓	
<i>Lonicera involucrata</i> Twinberry	summer	yellow/ orange/ red	1.5-16'	3-4'			✓	✓	
<i>Lupinus albifrons</i> Silver Lupine	winter- summer	purple/ lavender	3-5'	2-3'		✓	✓	✓	
<i>Malacothamnus fasciculatus</i> Chaparral Mallow	spring- summer	pink	3-16'	10'			✓	✓	
<i>Mimulus (Diplacus) aurantiacus</i> Bush Monkey Flower	winter- summer	orange	4-5'	5'		✓	✓	✓	
<i>Quercus berberidifolia</i> Scrub Oak	winter- spring	cream/ green	15-20'	15'		✓	✓	✓	
<i>Rhamnus crocea</i> Spiny Redberry	winter- spring	white/ cream/ yellow	3-7'	7'		✓	✓	✓	
<i>Ribes sp. (R. aureum, R. malvaceum, R. sanguineum, R. californicum)</i> Currant – Golden, Chaparral, Red Flowering, and Hillside Gooseberry	winter- spring	yellow/ white/ red/ pink/ purple	3-13'	2-10'			✓	✓	

	<i>Rosa sp. (R. californica, R. gymnocarpa)</i> California Wildrose, Dwarf Rose	spring-summer	pink	3-10'	6-10'			✓	✓	
	<i>Rubus sp. (R. parviflorus, R. ursinus)</i> Western Thimbleberry, Pacific Blackberry	winter-spring	white/yellow	2-8'	6'			✓	✓	
	<i>Salvia mellifera</i> Black Sage	winter-summer	white/lavender / blue	3-6'	3-10'			✓	✓	
	<i>Sambucus nigra</i> Black Elderberry	spring	white/cream	15-25'	10-20'			✓	✓	
	<i>Vaccinium ovatum</i> Evergreen Huckleberry	spring	pink	4-8'	3-6'		✓	✓	✓	
Trees	<i>Acer macrophyllum</i> Big Leaf Maple	winter-spring	yellow	30-115'	65'			✓	✓	
	<i>Aesculus californica</i> California Buckeye	spring-summer	white/cream	15-40'	40'			✓	✓	
	<i>Alnus rhombifolia</i> White Alder	fall	green	50-80'	35'			✓		
	<i>Arbutus menziesii</i> Madrone	spring	white/red	15-100'	5-25'		✓	✓		
	<i>Fraxinus latifolia</i> Oregon Ash	spring	green	35-80'	30'			✓		
	<i>Juglans hindsii</i> Northern California Black Walnut	spring	white/green	60'	30-60'			✓		

	<i>Pinus sp.</i> ( <i>P. radiata</i> , <i>P. sabiniana</i> ) Pine – Monterey, Foothill	winter- spring	yellow/ brown/ cream	20-200'	15-40'		✓	✓	✓	
	<i>Platanus racemosa</i> Western Sycamore	winter- spring	yellow/ orange	20-115'	50'			✓	✓	
	<i>Populus fremontii</i> Fremont Cottonwood	spring	white/ cream	40-90'	35'			✓	✓	
	<i>Prunus ilicifolia</i> Hollyleaf Cherry	winter- spring	cream/ white	30-50'	20'		✓	✓	✓	
	<i>Pseudotsuga menziesii</i> Douglas Fir	spring	yellow	300'	30'		✓	✓		
	<i>Quercus sp.</i> ( <i>Q. agrifolia</i> , <i>Q. douglasii</i> , <i>Q. chrysolepis</i> , <i>Q. kelloggii</i> , <i>Q. lobata</i> , <i>Q. wislizeni</i> ) Oak - Coast Live, Blue, Canyon Live, Black, Valley, Interior Live	winter- spring	cream/ yellow/ green	15-120'	10-60'		✓	✓	✓	
	<i>Salix laevigata</i> Red Willow	winter- spring	cream/ yellow	30-50'	30-50'			✓	✓	
	<i>Umbellularia californica</i> California Laurel	spring	yellow/ cream/ green	6-80'	3-30'		✓	✓	✓	
Grasses/ Grass-like	<i>Bromus carinatus</i> California Brome Grass	spring	yellow	1-5'	1'			✓		
	<i>Carex sp.</i> ( <i>C. barbarae</i> , <i>C.</i> <i>praegracilis</i> , <i>C. tumulicola</i> ) Sedge - Valley, Clustered Field, Foothill	spring- summer	green/ cream	0.5-4'	2-4'		✓	✓		



	<i>Deschampsia cespitosa</i> Tufted Hairgrass	summer	yellow	5'	1-2'			✓		
	<i>Festuca sp.</i> ( <i>F. californica</i> , <i>F. rubra</i> ) Fescue – California, Red	winter- spring	yellow	1.5-4'	1-3'			✓		
	<i>Hordeum brachyantherum</i> Meadow Barley	summer	yellow/ purple	2-3.5'	1-2'			✓		
	<i>Juncus patens</i> Common Rush	summer	red/ brown	1-3'	3'		✓	✓		
	<i>Leymus condensatus</i> Giant Wildrye	spring- summer	brown (silver blue foliage)	3-6'	2-8'		✓	✓		
	<i>Melica californica</i> California Melicgrass	summer	yellow/ green/ purple	1-4.5'	1'			✓		
	<i>Poa secunda</i> One Sided Blue Grass	spring	yellow	1-4'	2'			✓		
	<i>Stipa pulchra</i> Purple Needlegrass	spring	green/ cream purple/ red	1-4'	2'		✓	✓		
Cacti/ Succulents	<i>Dudleya caespitosa</i> Coast Dudleya	spring- summer	red/ yellow	0.5-1'	<0.5-1'			✓	✓	
	<i>Dudleya farinosa</i> Bluff Lettuce	summer	red/ pink/ yellow/ green	4-9'	1'			✓	✓	

**Additional Resources:**

NWF Native Plant Finder Host Plants for Butterfly and Moth Caterpillars:

[Mediterranean California](#)

Calflora <https://www.calflora.org/>

Calscape (California Native Plant Society) <https://calscape.org>

California Native Plant Society <https://www.cnps.org/>

Monarch Nectar Plant Guide: [Inland California](#)











Monarch Nectar Plant Guide: [California Coast](#)

[Ecoregional Revegetation Application \(ERA\)](#)

[The Biota of North America Taxonomic Data Center Query Page](#)

Lady Bird Johnson Wildflower Center [Native Plants Database](#)

**Key to Wildlife Details:**

	Plant provides place for wildlife to rest or nest, often evergreen leaves or needles		Keystone species supporting butterflies, moths, and/or pollinator specialist bees critical to maintaining a healthy ecosystem
	Host plant to butterfly and/or moth species supporting their caterpillars		Foliage eaten by butterfly and/or moth caterpillars as food source necessary for survival
	Plant provides nectar and/or pollen as a food source		Nectar used by adult butterflies and/or moths
	Tolerates full sun 6+ hours of sun		Pollen used by bees
	Tolerates part shade 2-6 hours of sun		Nectar used by hummingbirds
	Tolerates full shade <2 hours of sun		Seeds or fruits used by birds and/or plant provides nesting or cover to birds
			Seeds or fruits used by small mammals