

LANDSCAPE PALETTE

TREES			
BOTANICAL / COMMON NAME			
<i>Acacia salicina</i> WILLOW ACACIA			<i>Muhlenbergia emersleyi</i> 'El Toro'
<i>Chilopsis linearis</i> 'AZT Desert Amethyst' DESERT WILLOW			<i>Muhlenbergia rigida</i> 'Nashville'
<i>Eucalyptus papuana</i> GHOST GUM			NASHVILLE MUHLY
<i>Pistacia x 'Red Push'</i> PISTACHE			<i>Myrtus communis</i> 'Compacta'
<i>Platanus wrightii</i> ARIZONA SYCAMORE			DWARF MYRTLE
<i>Prosopis velutina</i> VELVET MESQUITE			<i>Penstemon baccharifolius</i> 'Diablo' TM
<i>Quercus virginiana</i> 'Heritage' HERITAGE LIVE OAK			ROCK PENSTEMON
<i>Ulmus parvifolia</i> CHINESE ELM			<i>Russelia equisetiformis</i>
<i>Vitex agnus-castus</i> 'Alba' WHITE CHASTE TREE			CORAL FOUNTAIN PLANT
			Tecoma alata 'Orange Jubilee'
			ORANGE JUBILEE
			SPARKLETTE YELLOW BELLS
			Vauquelinia californica
			ARIZONA ROSEWOOD
SHRUBS & ACCENTS			
BOTANICAL / COMMON NAME			
<i>Aristida purpurea</i> PURPLE THREEAWN			<i>Acalypha monostachya</i> 'Raspberry Fuzzies' TM
<i>Asclepias subulata</i> DESERT MILKWEED			RASPBERRY FUZZIES COPPERLEAF
<i>Bougainvillea x 'La Jolla'</i> LA JOLLA BOUGAINVILLEA			<i>Convolvulus oenorum</i>
<i>Bouteloua gracilis</i> 'Blonde Ambition' BLUE GRAMA			BUSH MORNING GLORY
<i>Caesalpinia pulcherrima</i> RED BIRD OF PARADISE			<i>Dalea greggii</i>
<i>Calliandra eriophylla</i> PINK FAIRY DUSTER			TRAILING INDIGO BUSH
<i>Dodonaea viscosa</i> HOPSEED BUSH			<i>Eremophila glabra</i> 'Mingenew Gold'
<i>Encelia farinosa</i> BRITTLE BUSH			OUTBACK SUNRISE EMU
<i>Eremophila hygrophana</i> 'Blue Bells' BLUE BELLS EMU BUSH			<i>Lantana montevidensis</i> 'White'
<i>Eremophila maculata</i> 'Valentine' VALENTINE EMU BUSH			WHITE LANTANA
<i>Ericameria laricina</i> TURPENTINE BUSH			Lantana x 'Dallas Red'
<i>Fouquieria splendens</i> OCOTILLO			DALLAS RED LANTANA
<i>Hesperaloe parviflora</i> 'Perpa' TM BRAKELIGHTS RED YUCCA			<i>Penstemon eatonii</i>
<i>Hesperaloe parviflora</i> 'Yellow' YELLOW YUCCA			FIRECRACKER PENSTEMON
<i>Justicia californica</i> CHUPAROSA			<i>Rosmarinus officinalis</i> 'Prostratus'
<i>Leucophyllum candidum</i> 'Thunder Cloud' TM THUNDER CLOUD TEXAS RANGER			CREeping ROSEMARY
<i>Leucophyllum laevigatum</i> 'Summer Snow' SUMMER SNOW CHIHUAHAN SAGE			<i>Ruellia brittaniana</i> 'Katie'
<i>Leucophyllum langmaniae</i> 'Rio Bravo' TM RIO BRAVO TEXAS RANGER			DWARF BLUE BELLS
<i>Leucophyllum pruinosum</i> 'Sierra Bouquet' TM BAROMETERBUSH			<i>Setcreasea pallida</i>
<i>Muhlenbergia capillaris</i> 'Regal Mist' REGAL MIST MUHLY			PURPLE HEART
			Zinnia grandiflora
			PRAIRIE ZINNIA
MISCELLANEOUS			
BOTANICAL / COMMON NAME			
			ROCK MULCH - OAE
			'CARMEL' - ROCK PROS USA (480.591.5151)
			'MID IRON' BERMUDA SOD

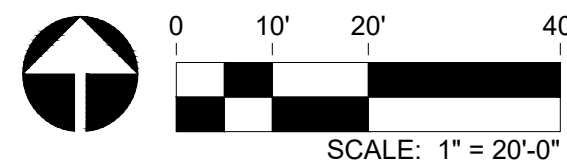
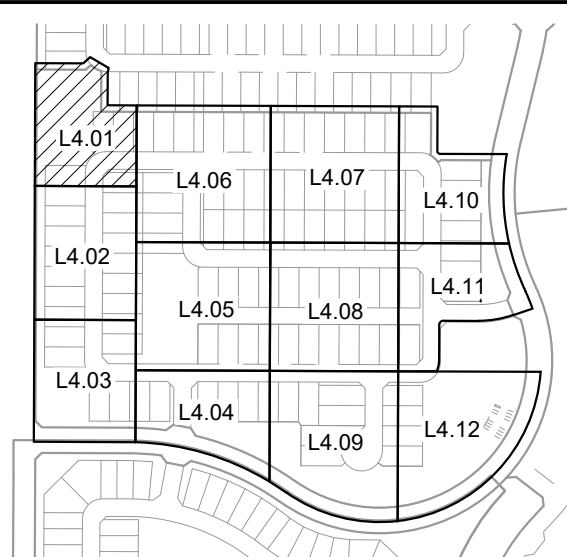
LANDSCAPE NOTES

- ALL LANDSCAPE AND IRRIGATION IN FRONT OF THE RESIDENTIAL LOTS SHALL BE INSTALLED ONCE THE ENTIRE STREET OF HOMES ARE CONSTRUCTED.
- TREE ROOT BARRIERS ARE REQUIRED PER DETAIL 8-14 OF THE CITY OF SURPRISE ENGINEERING DEVELOPMENT STANDARDS WHEN TREES ARE WITHIN THREE FEET OF SIDEWALKS, CURBS, PAVEMENT, OR WALLS. REFER TO SHEET L5.01 FOR DETAIL.
- THE LANDSCAPE AND IRRIGATION DESIGN WILL COMPLY WITH CITY OF SURPRISE EDS PER CHAPTER 8.

LANDSCAPE KEYNOTES

- VISIBILITY EASEMENT, ALL TREE LIMBS, LEAVES, NEEDLES OR OTHER FOLIAGE MUST BE TRIMMED TO BE ABOVE 84" AND BELOW 30". (SEE CITY OF SURPRISE EDS DETAILS 4-01 AND 4-02)
- LOCATION OF SIDEWALK, REFER TO ENGINEERING PLANS FOR MORE INFORMATION.
- FIRE HYDRANT - TREES AND SHRUBS TO MAINTAIN A 5'-0" CLEARANCE
- SITE LIGHT, REFER TO ELECTRICAL PLANS
- DRYWELL, REFER TO ENGINEERING PLANS
- SIDEYARD WALL END. FINAL LOCATION TO BE STAKED AND OR ADJUSTED IN THE FIELD
- DRIVEWAY LOCATION FOR REFERENCE ONLY, FINAL LOCATIONS TBD BY DEVELOPER, TYPICAL
- RETENTION AREA, REFER TO ENGINEERING PLANS
- OPEN SPACE SIDEWALK/FLATWORK, REFER TO DETAIL 5 / L3.04
- CONCRETE HEADER, REFER TO DETAIL 10 / L3.04
- PRIMARY ENTRY MONUMENT, REFER TO DETAIL 6&7 / L3.02
- 6" THEME WALL, REFER TO WALL PLAN
- THEME WALL COLUMN, REFER TO WALL PLAN
- VIEW WALL, REFER TO WALL PLAN
- DECORATIVE FENCE, REFER TO WALL PLAN
- 8" THEME WALL, REFER TO WALL PLAN

KEY MAP



RVI

120 S. Ash Avenue
Tempe, Arizona 85281
Tel: 480.994.0994
www.rviplanning.com

EXPIRES 03/31/21



PARADISI - PARCEL B

LANDSCAPE IMPROVEMENT PLANS

SURPRISE, AZ

PROJECT NO : 19002272
DATE: 02/11/2021
DRAWN: BG/SB/KL/MD/KU
REVIEWED: SB

REVISIONS

- 1
- 2
- 3
- 4
- 5

PLANTING PLAN

L4.01

SHEET 16 OF 28

L:\19002272\sytemonr-formal\5-19002272-landscape\3-CD\2-panel\3-5-SHEET\50272-CD-PARC B-PLANTING PLAN.dwg 2/11/2021 abylon

COTTON LANE

MATCHLINE 'A', SHEET L4.01

18

19

20

21

22

23

24

13
16
2'-0"
LS TRACT

NEW MWD 20'-0" LATERAL 7
SUBLATERAL F
EASEMENT AND PIPELINE

PLANTING FOR REFERENCE ONLY.
REFER TO COTTON ROAD LANDSCAPE
CONSTRUCTION DOCUMENTS.

10'-0" 6'-0"
TYP
68'-0"
ROW
MWD 16'-1" LATERAL 7
SUBLATERAL F
PIPELINE EASEMENT
M.C.R. NO. 06-1141237
M.C.R. NO. 2020-0097372

N 170TH LN

95

96

97

98

99

100



MATCHLINE 'D', SHEET L4.06

MATCHLINE 'E', SHEET L4.05

MATCHLINE 'C', SHEET L4.03

LANDSCAPE PALETTE

TREES	BOTANICAL / COMMON NAME
<i>Acacia salicina</i>	WILLOW ACACIA
<i>Chiopsis linearis</i>	'AZT Desert Amethyst' DESERT WILLOW
<i>Eucalyptus papuana</i>	GHOST GUM
<i>Pistacia x 'Red Push'</i>	PISTACHE
<i>Platanus wrightii</i>	ARIZONA SYCAMORE
<i>Prosopis velutina</i>	VELVET MESQUITE
<i>Quercus virginiana</i>	'Heritage' HERITAGE LIVE OAK
<i>Ulmus parvifolia</i>	CHINESE ELM
<i>Vitex agnus-castus</i>	'Alba' WHITE CHASTE TREE
SHRUBS & ACCENTS	BOTANICAL / COMMON NAME
<i>Aristida purpurea</i>	PURPLE THREEAWN
<i>Asclepias subulata</i>	DESERT MILKWEED
<i>Bougainvillea x 'La Jolla</i>	LA JOLLA BOUGAINVILLEA
<i>Bouteloua gracilis</i>	'Blonde Ambition' BLUE GRAMA
<i>Caesalpinia pulcherrima</i>	RED BIRD OF PARADISE
<i>Calliandra eriophylla</i>	PINK FAIRY DUSTER
<i>Dodonaea viscosa</i>	HOPSEED BUSH
<i>Encelia farinosa</i>	BRITTLE BUSH
<i>Eremophila hygrophana</i>	'Blue Bells' BLUE BELLS EMU BUSH
<i>Eremophila maculata</i>	'Valentine' VALENTINE EMU BUSH
<i>Ericameria laricifolia</i>	TURPENTINE BUSH
<i>Fouquieria splendens</i>	OCOTILLO
<i>Hesperaloe funifera</i>	GIANT HESPERALOE
<i>Hesperaloe parviflora</i>	'Perpa' BRAKELIGHTS RED YUCCA
<i>Hesperaloe parviflora</i>	'Yellow' YELLOW YUCCA
<i>Justicia californica</i>	CHUPAROSA
<i>Leucophyllum candidum</i>	'Thunder Cloud' THUNDER CLOUD TEXAS RANGER
<i>Leucophyllum laevigatum</i>	'Summer Snow' SUMMER SNOW CHIHUAHAN SAGE
<i>Leucophyllum langmaniae</i>	'Rio Bravo' RIO BRAVO TEXAS RANGER
<i>Leucophyllum pruinosum</i>	'Sierra Bouquet' BAROMETERBUSH
<i>Muhlenbergia capillaris</i>	'Regal Mist' REGAL MIST MUHLY



Muhlenbergia emersleyi 'El Toro'

BULLGRASS
Muhlenbergia rigens
DEER GRASS
Muhlenbergia rigida 'Nashville'
NASHVILLE MUHLY
Myrtus communis 'Compacta'
DWARF MYRTLE
Penstemon baccharifolius 'Diablo' TM
ROCK PENSTEMON
Russelia equisetiformis
CORAL FOUNTAIN PLANT
Tecoma alata 'Orange Jubilee'
ORANGE JUBILEE
Tecoma x 'Sparklette'
SPARKLETTE YELLOW BELLS
Vauquelinia californica
ARIZONA ROSEWOOD

GROUND COVER
BOTANICAL / COMMON NAME

Acalypha monostachya 'Raspberry Fuzzies' TM
RASPBERRY FUZZIES COPPERLEAF
Convolvulus oneurum
BUSH MORNING GLORY
Dalea greggii
TRAILING INDIGO BUSH
Eremophila glabra 'Mingenew Gold'
OUTBACK SUNRISE EMU
Lantana montevidensis 'White'
WHITE LANTANA
Lantana x 'Dallas Red'
DALLAS RED LANTANA
Penstemon eatonii
FIRECRACKER PENSTEMON
Rosmarinus officinalis 'Prostratus'
CREEPING ROSEMARY
Ruellia brittoniana 'Katie'
DWARF BLUE BELLS
Setcreasea pallida
PURPLE HEART
Zinnia grandiflora
PRAIRIE ZINNIA

MISCELLANEOUS
BOTANICAL / COMMON NAME

ROCK MULCH - OAE
'CARMEL' - ROCK PROs USA (480.591.5151)

'MID IRON' BERMUDA SOD

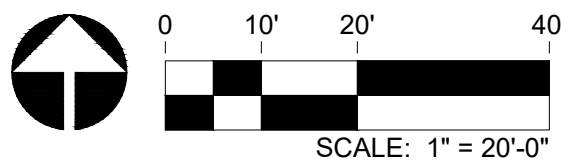
LANDSCAPE NOTES

- ALL LANDSCAPE AND IRRIGATION IN FRONT OF THE RESIDENTIAL LOTS SHALL BE INSTALLED ONCE THE ENTIRE STREET OF HOMES ARE CONSTRUCTED.
- TREE ROOT BARRIERS ARE REQUIRED PER DETAIL 8-14 OF THE CITY OF SURPRISE ENGINEERING DEVELOPMENT STANDARDS WHEN TREES ARE WITHIN THREE FEET OF SIDEWALKS, CURBS, PAVEMENT, OR WALLS. REFER TO SHEET L5.01 FOR DETAIL.
- THE LANDSCAPE AND IRRIGATION DESIGN WILL COMPLY WITH CITY OF SURPRISE EDS PER CHAPTER 8.

LANDSCAPE KEYNOTES

- VISIBILITY EASEMENT, ALL TREE LIMBS, LEAVES, NEEDLES OR OTHER FOLIAGE MUST BE TRIMMED TO BE ABOVE 84" AND BELOW 30". (SEE CITY OF SURPRISE EDS DETAILS 4-01 AND 4-02)
- LOCATION OF SIDEWALK, REFER TO ENGINEERING PLANS FOR MORE INFORMATION.
- FIRE HYDRANT - TREES AND SHRUBS TO MAINTAIN A 5'-0" CLEARANCE
- SITE LIGHT, REFER TO ELECTRICAL PLANS
- DRYWELL, REFER TO ENGINEERING PLANS
- SIDEYARD WALL END. FINAL LOCATION TO BE STAKED AND OR ADJUSTED IN THE FIELD
- DRIVEWAY LOCATION FOR REFERENCE ONLY, FINAL LOCATIONS TBD BY DEVELOPER, TYPICAL
- RETENTION AREA, REFER TO ENGINEERING PLANS
- OPEN SPACE SIDEWALK/FLATWORK, REFER TO DETAIL 5 / L3.04
- CONCRETE HEADER, REFER TO DETAIL 10 / L3.04
- PRIMARY ENTRY MONUMENT, REFER TO DETAIL 6&7 / L3.02
- 6' THEME WALL, REFER TO WALL PLAN
- THEME WALL COLUMN, REFER TO WALL PLAN
- VIEW WALL, REFER TO WALL PLAN
- DECORATIVE FENCE, REFER TO WALL PLAN
- 8' THEME WALL, REFER TO WALL PLAN

KEY MAP



RVI

120 S. Ash Avenue
Tempe, Arizona 85281
Tel: 480.994.0994
www.rviplanning.com

EXPIRES 03/31/21



Contact Arizona 811 at least two full working days before you begin excavation



PARADISI - PARCEL B

LANDSCAPE IMPROVEMENT PLANS

SURPRISE, AZ

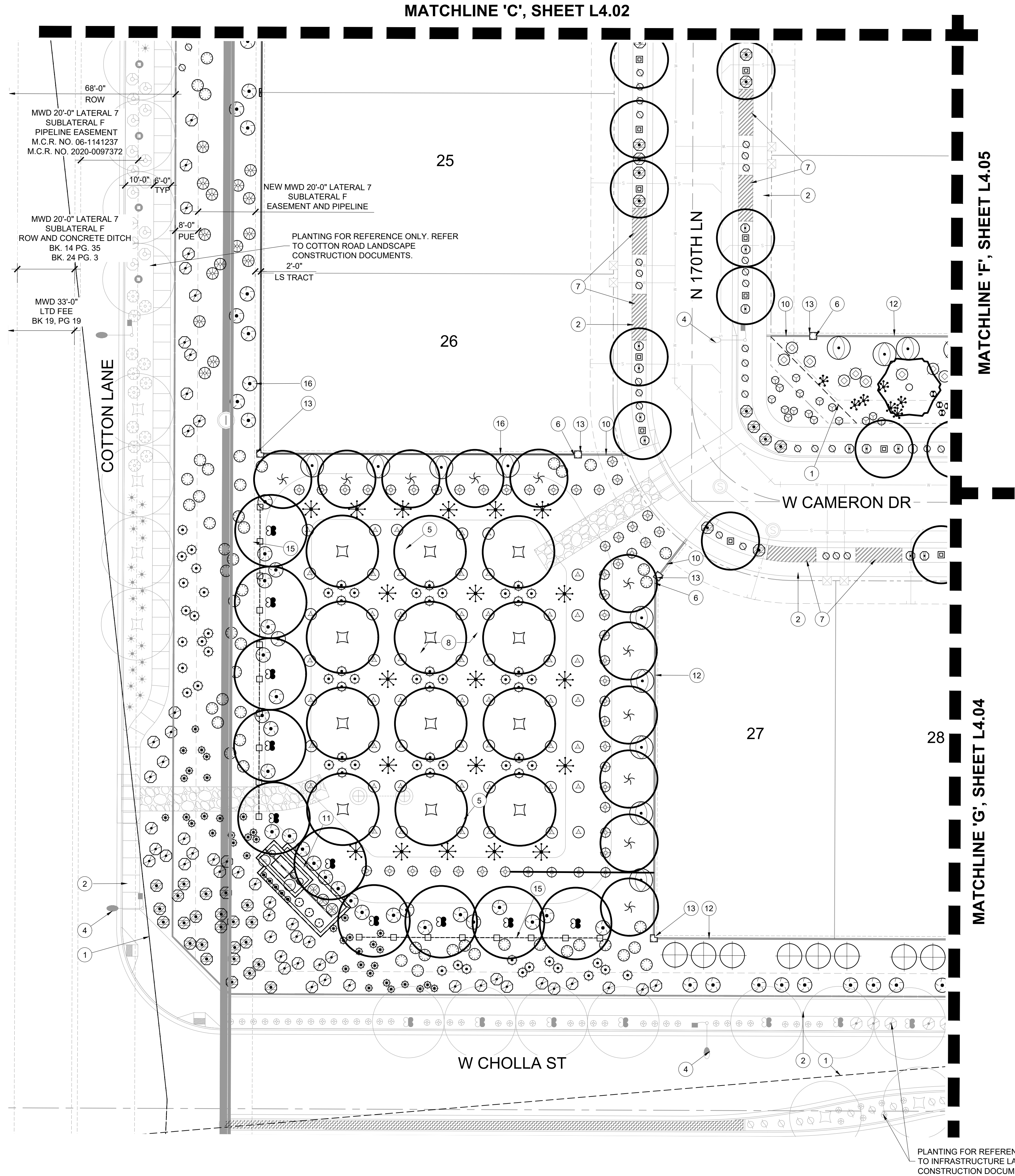
PROJECT NO : 19002272
DATE : 02/11/2021
DRAWN: BG/SB/KL/MD/KU
REVIEWED: SB

REVISIONS
1
2
3
4
5


PLANTING PLAN

L4.02

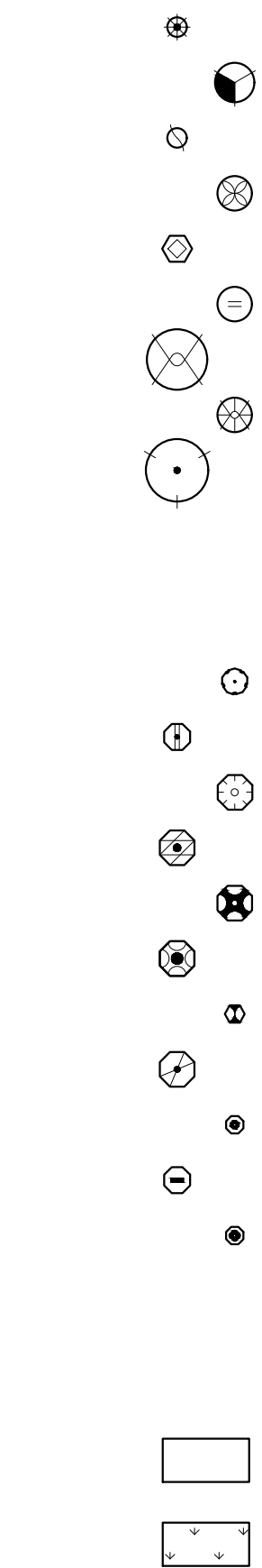
SHEET 17 OF 28



LANDSCAPE PALETTE



TREES
BOTANICAL / COMMON NAME
<i>Acacia salicina</i> WILLOW ACACIA
<i>Chiopsis linearis</i> 'AZT Desert Amethyst' DESERT WILLOW
<i>Eucalyptus papuana</i> GHOST GUM
<i>Pistacia x 'Red Push'</i> PISTACHE
<i>Platanus wrightii</i> ARIZONA SYCAMORE
<i>Prosopis velutina</i> VELVET MESQUITE
<i>Quercus virginiana</i> 'Heritage' HERITAGE LIVE OAK
<i>Ulmus parvifolia</i> CHINESE ELM
<i>Vitex agnus-castus</i> 'Alba' WHITE CHASTE TREE
SHRUBS & ACCENTS
BOTANICAL / COMMON NAME
<i>Aristida purpurea</i> PURPLE THREEAWN
<i>Asclepias subulata</i> DESERT MILKWEED
<i>Bougainvillea x 'La Jolla'</i> LA JOLLA BOUGAINVILLEA
<i>Bouteloua gracilis</i> 'Blonde Ambition' BLUE GRAMA
<i>Caesalpinia pulcherrima</i> RED BIRD OF PARADISE
<i>Calliandra eriophylla</i> PINK FAIRY DUSTER
<i>Dodonaea viscosa</i> HOPSEED BUSH
<i>Encelia farinosa</i> BRITTLE BUSH
<i>Eremophila hygrophana</i> 'Blue Bells' BLUE BELLS EMU BUSH
<i>Eremophila maculata</i> 'Valentine' VALENTINE EMU BUSH
<i>Ericameria laricifolia</i> TURPENTINE BUSH
<i>Fouquieria splendens</i> OCOTILLO
<i>Hesperaloe funifera</i> GIANT HESPERALOE
<i>Hesperaloe parviflora</i> 'Perpa' TM BRAKELIGHTS RED YUCCA
<i>Hesperaloe parviflora</i> 'Yellow' YELLOW YUCCA
<i>Justicia californica</i> CHUPAROSA
<i>Leucophyllum candidum</i> 'Thunder Cloud' TM THUNDER CLOUD TEXAS RANGER
<i>Leucophyllum laevigatum</i> 'Summer Snow' SUMMER SNOW CHIHUAHAN SAGE
<i>Leucophyllum langmaniae</i> 'Rio Bravo' TM RIO BRAVO TEXAS RANGER
<i>Leucophyllum prinosum</i> 'Sierra Bouquet' TM BAROMETERBUSH
<i>Muhlenbergia capillaris</i> 'Regal Mist' REGAL MIST MUHLY



<i>Muhlenbergia emersleyi</i> 'El Toro'
BULLGRASS
<i>Muhlenbergia rigens</i> DEER GRASS
<i>Muhlenbergia rigida</i> 'Nashville' NASHVILLE MUHLY
<i>Myrtus communis</i> 'Compacta' DWARF MYRTLE
<i>Penstemon baccharifolius</i> 'Diablo' TM ROCK PENSTEMON
<i>Russelia equisetiformis</i> CORAL FOUNTAIN PLANT
<i>Tecoma alata</i> 'Orange Jubilee' ORANGE JUBILEE
<i>Tecoma x 'Sparklette'</i> SPARKLETTE YELLOW BELLS
<i>Vauquelinia californica</i> ARIZONA ROSEWOOD
GROUNDCOVER
BOTANICAL / COMMON NAME
<i>Acalypha monostachya</i> 'Raspberry Fuzzies' TM RASPBERRY FUZZIES COPPERLEAF
<i>Convolvulus oneum</i> BUSH MORNING GLORY
<i>Dalea greggii</i> TRAILING INDIGO BUSH
<i>Eremophila glabra</i> 'Mingenew Gold' OUTBACK SUNRISE EMU
<i>Lantana montevidensis</i> 'White' WHITE LANTANA
<i>Lantana x 'Dallas Red'</i> DALLAS RED LANTANA
<i>Penstemon eatonii</i> FIRECRACKER PENSTEMON
<i>Rosmarinus officinalis</i> 'Prostratus' CREEPING ROSEMARY
<i>Ruellia brittoniana</i> 'Katie' DWARF BLUE BELLS
<i>Setcreasea pallida</i> PURPLE HEART
<i>Zinnia grandiflora</i> PRAIRIE ZINNIA
MISCELLANEOUS
BOTANICAL / COMMON NAME
ROCK MULCH - OAE
'CARMEL' - ROCK PROS UA (480.591.5151)
'MID IRON' BERMUDA SOD

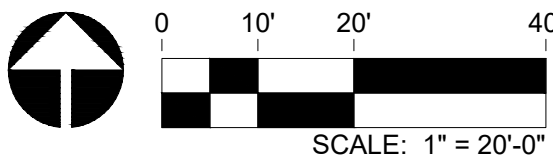
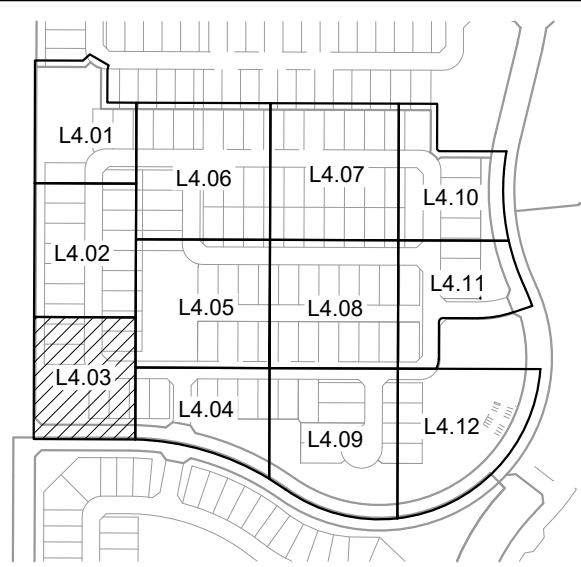
LANDSCAPE NOTES

- ALL LANDSCAPE AND IRRIGATION IN FRONT OF THE RESIDENTIAL LOTS SHALL BE INSTALLED ONCE THE ENTIRE STREET OF HOMES ARE CONSTRUCTED.
- TREE ROOT BARRIERS ARE REQUIRED PER DETAIL 8-14 OF THE CITY OF SURPRISE ENGINEERING DEVELOPMENT STANDARDS WHEN TREES ARE WITHIN THREE FEET OF SIDEWALKS, CURBS, PAVEMENT, OR WALLS. REFER TO SHEET L5.01 FOR DETAIL.
- THE LANDSCAPE AND IRRIGATION DESIGN WILL COMPLY WITH CITY OF SURPRISE EDS PER CHAPTER 8.

LANDSCAPE KEYNOTES

- VISIBILITY EASEMENT, ALL TREE LIMBS, LEAVES, NEEDLES OR OTHER FOLIAGE MUST BE TRIMMED TO BE ABOVE 84" AND BELOW 30". (SEE CITY OF SURPRISE EDS DETAILS 4-01 AND 4-02)
- LOCATION OF SIDEWALK, REFER TO ENGINEERING PLANS FOR MORE INFORMATION.
- FIRE HYDRANT - TREES AND SHRUBS TO MAINTAIN A 5'-0" CLEARANCE
- SITE LIGHT, REFER TO ELECTRICAL PLANS
- DRYWELL, REFER TO ENGINEERING PLANS
- SIDEYARD WALL END. FINAL LOCATION TO BE STAKED AND OR ADJUSTED IN THE FIELD
- DRIVEWAY LOCATION FOR REFERENCE ONLY, FINAL LOCATIONS TBD BY DEVELOPER, TYPICAL
- RETENTION AREA, REFER TO ENGINEERING PLANS
- OPEN SPACE SIDEWALK/FLATWORK, REFER TO DETAIL 5 / L3.04
- CONCRETE HEADER, REFER TO DETAIL 10 / L3.04
- PRIMARY ENTRY MONUMENT, REFER TO DETAIL 68.7 / L3.02
- 6' THEME WALL, REFER TO WALL PLAN
- THEME WALL COLUMN, REFER TO WALL PLAN
- VIEW WALL, REFER TO WALL PLAN
- DECORATIVE FENCE, REFER TO WALL PLAN
- 8' THEME WALL, REFER TO WALL PLAN

KEY MAP



EXPIRES 03/31/21



Contact Arizona 811 at least two full working days before you begin excavation

ARIZONA811
Call 811 or click Arizona811.com

PARADISI - PARCEL B

LANDSCAPE IMPROVEMENT PLANS

SURPRISE, AZ


PROJECT NO : 19002272
DATE: 02/11/2021
DRAWN: BG/SB/KL/MD/KU
REVIEWED: SB

REVISIONS
1
2
3
4
5

PLANTING PLAN

L4.03

LANDSCAPE PALETTE



TREES
BOTANICAL / COMMON NAME
<i>Acacia salicina</i> WILLOW ACACIA
<i>Chilopsis linearis</i> 'AZT Desert Amethyst' DESERT WILLOW
<i>Eucalyptus papuana</i> GHOST GUM
<i>Pistacia x 'Red Push'</i> PISTACHE
<i>Platanus wrightii</i> ARIZONA SYCAMORE
<i>Prosopis velutina</i> VELVET MESQUITE
<i>Quercus virginiana</i> 'Heritage' HERITAGE LIVE OAK
<i>Ulmus parvifolia</i> CHINESE ELM
<i>Vitex agnus-castus</i> 'Alba' WHITE CHASTE TREE

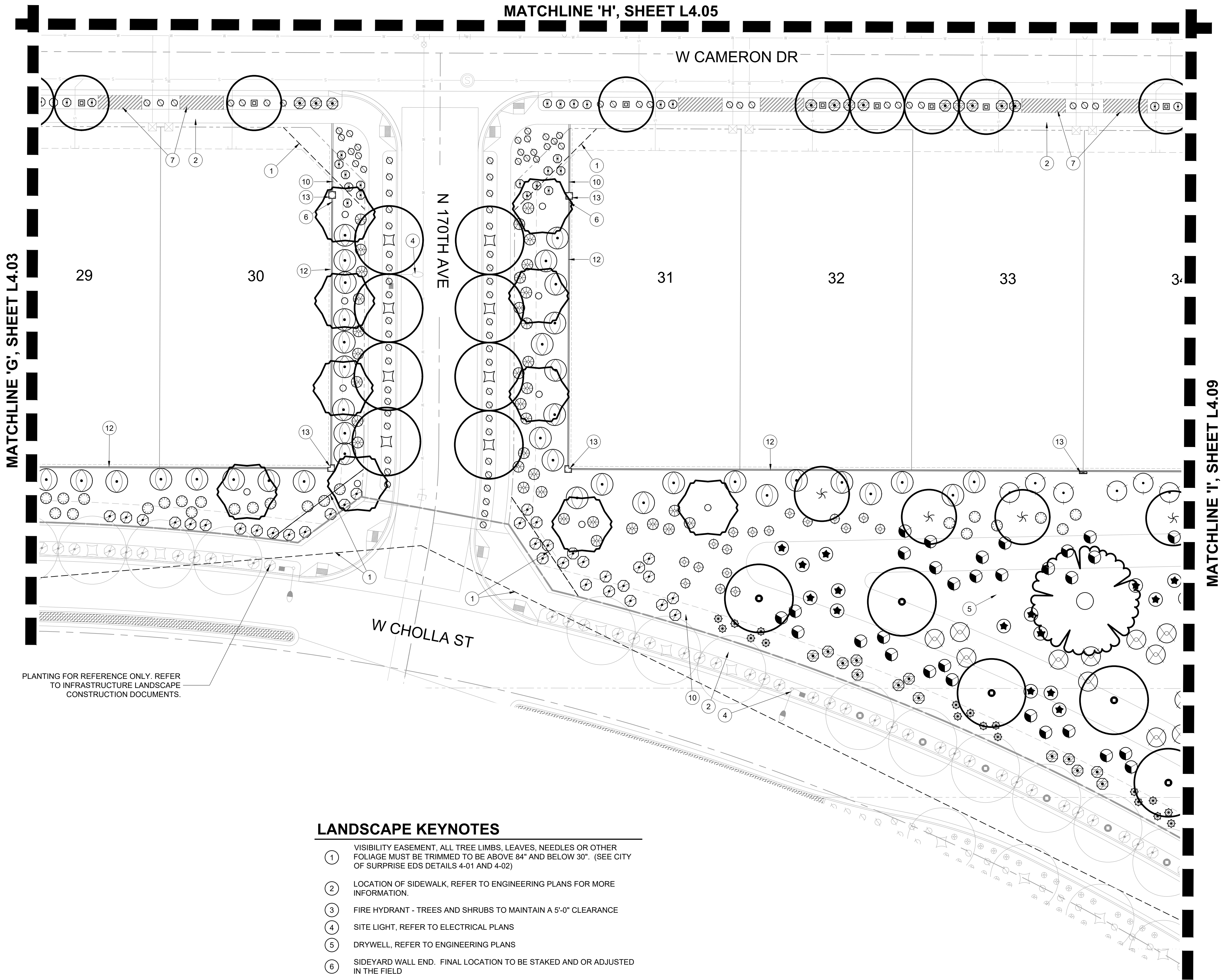
SHRUBS & ACCENTS
BOTANICAL / COMMON NAME
<i>Aristida purpurea</i> PURPLE THREEAWN
<i>Asclepias subulata</i> DESERT MILKWEED
<i>Bougainvillea x 'La Jolla'</i> LA JOLLA BOUGAINVILLEA
<i>Bouteloua gracilis</i> 'Blonde Ambition' BLUE GRAMA
<i>Caesalpinia pulcherrima</i> RED BIRD OF PARADISE
<i>Calliandra eriophylla</i> PINK FAIRY DUSTER
<i>Dodonaea viscosa</i> HOPSEED BUSH
<i>Encelia farinosa</i> BRITTLE BUSH
<i>Eremophila hygrophana</i> 'Blue Bells' BLUE BELLS EMU BUSH
<i>Eremophila maculata</i> 'Valentine' VALENTINE EMU BUSH
<i>Ericameria laricifolia</i> TURPENTINE BUSH
<i>Fouquieria splendens</i> OCOTILLO
<i>Hesperaloe funifera</i> GIANT HESPERALOE
<i>Hesperaloe parviflora</i> 'Peripa' TM BRAKELIGHTS RED YUCCA
<i>Hesperaloe parviflora</i> 'Yellow' YELLOW YUCCA
<i>Justicia californica</i> CHUPAROSA
<i>Leucophyllum candidum</i> 'Thunder Cloud' TM THUNDER CLOUD TEXAS RANGER
<i>Leucophyllum laevigatum</i> 'Summer Snow' SUMMER SNOW CHIHUAHUA SAGE
<i>Leucophyllum langmaniae</i> 'Rio Bravo' TM RIO BRAVO TEXAS RANGER
<i>Leucophyllum pruinosum</i> 'Sierra Bouquet' TM BAROMETERBUSH
<i>Muhlenbergia capillaris</i> 'Regal Mist' REGAL MIST MUHLY
<i>Muhlenbergia emersleyi</i> 'El Toro' BULLGRASS
<i>Muhlenbergia rigens</i> DEER GRASS
<i>Muhlenbergia rigida</i> 'Nashville' NASHVILLE MUHLY
<i>Myrtus communis</i> 'Compacta' DWARF MYRTLE
<i>Penstemon baccharifolius</i> 'Diablo' TM ROCK PENSTEMON
<i>Russelia equisetiformis</i> CORAL FOUNTAIN PLANT
<i>Tecoma alata</i> 'Orange Jubilee' ORANGE JUBILEE
<i>Tecoma x 'Sparklette'</i> SPARKLETTE YELLOW BELLS
<i>Vauquelinia californica</i> ARIZONA ROSEWOOD

GROUND COVER
BOTANICAL / COMMON NAME
<i>Acalypha monostachya</i> 'Raspberry Fuzzies' TM RASPBERRY FUZZIES COPPERLEAF
<i>Convolvulus cneorum</i> BUSH MORNING GLORY
<i>Dalea greggii</i> TRAILING INDIGO BUSH
<i>Eremophila glabra</i> 'Mingenew Gold' OUTBACK SUNRISE EMU
<i>Lantana montevidensis</i> 'White' WHITE LANTANA
<i>Lantana x 'Dallas Red'</i> DALLAS RED LANTANA
<i>Penstemon eatonii</i> FIRECRACKER PENSTEMON
<i>Rosmarinus officinalis</i> 'Prostratus' CREEPING ROSEMARY
<i>Ruellia brittoniana</i> 'Katie' DWARF BLUE BELLS
<i>Setcreasea pallida</i> PURPLE HEART
<i>Zinnia grandiflora</i> PRAIRIE ZINNIA

MISCELLANEOUS
BOTANICAL / COMMON NAME

ROCK MULCH - OAE
'CARMEL' - ROCK PROs USA (480.591.5151)

'MID IRON' BERMUDA SOD

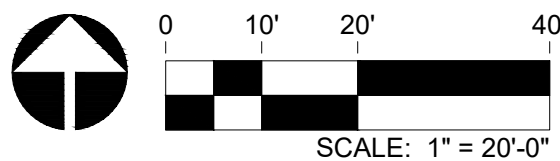
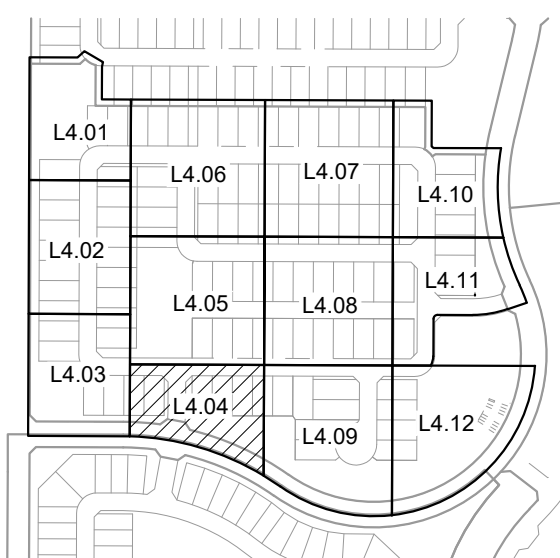


PLANTING FOR REFERENCE ONLY. REFER
TO INFRASTRUCTURE LANDSCAPE
CONSTRUCTION DOCUMENTS.

LANDSCAPE KEYNOTES

- 1 VISIBILITY EASEMENT, ALL TREE LIMBS, LEAVES, NEEDLES OR OTHER FOLIAGE MUST BE TRIMMED TO BE ABOVE 84" AND BELOW 30". (SEE CITY OF SURPRISE EDS DETAILS 4-01 AND 4-02)
- 2 LOCATION OF SIDEWALK, REFER TO ENGINEERING PLANS FOR MORE INFORMATION.
- 3 FIRE HYDRANT - TREES AND SHRUBS TO MAINTAIN A 5'-0" CLEARANCE
- 4 SITE LIGHT, REFER TO ELECTRICAL PLANS
- 5 DRYWELL, REFER TO ENGINEERING PLANS
- 6 SIDEYARD WALL END. FINAL LOCATION TO BE STAKED AND OR ADJUSTED IN THE FIELD
- 7 DRIVEWAY LOCATION FOR REFERENCE ONLY, FINAL LOCATIONS TBD BY DEVELOPER, TYPICAL
- 8 RETENTION AREA, REFER TO ENGINEERING PLANS
- 9 OPEN SPACE SIDEWALK/FLATWORK, REFER TO DETAIL 5 / L3.04
- 10 CONCRETE HEADER, REFER TO DETAIL 10 / L3.04
- 11 PRIMARY ENTRY MONUMENT, REFER TO DETAIL 6&7 / L3.02
- 12 6" THEME WALL, REFER TO WALL PLAN
- 13 THEME WALL COLUMN, REFER TO WALL PLAN
- 14 VIEW WALL, REFER TO WALL PLAN
- 15 DECORATIVE FENCE, REFER TO WALL PLAN
- 16 8" THEME WALL, REFER TO WALL PLAN

KEY MAP



LANDSCAPE NOTES

- ALL LANDSCAPE AND IRRIGATION IN FRONT OF THE RESIDENTIAL LOTS SHALL BE INSTALLED ONCE THE ENTIRE STREET OF HOMES ARE CONSTRUCTED.
- TREE ROOT BARRIERS ARE REQUIRED PER DETAIL 8-14 OF THE CITY OF SURPRISE ENGINEERING DEVELOPMENT STANDARDS WHEN TREES ARE WITHIN THREE FEET OF SIDEWALKS, CURBS, PAVEMENT, OR WALLS. REFER TO SHEET L5.01 FOR DETAIL.
- THE LANDSCAPE AND IRRIGATION DESIGN WILL COMPLY WITH CITY OF SURPRISE EDS PER CHAPTER 8.

RVI

120 S. Ash Avenue
Tempe, Arizona 85281
Tel: 480.994.0994
www.rviplanning.com

EXPIRES 03/31/21



PARADISI - PARCEL B
LANDSCAPE IMPROVEMENT PLANS
SURPRISE, AZ

PROJECT NO : 19002272
DATE: 02/11/2021
DRAWN: BG/SB/KL/MD/KU
REVIEWED: SB

REVISIONS

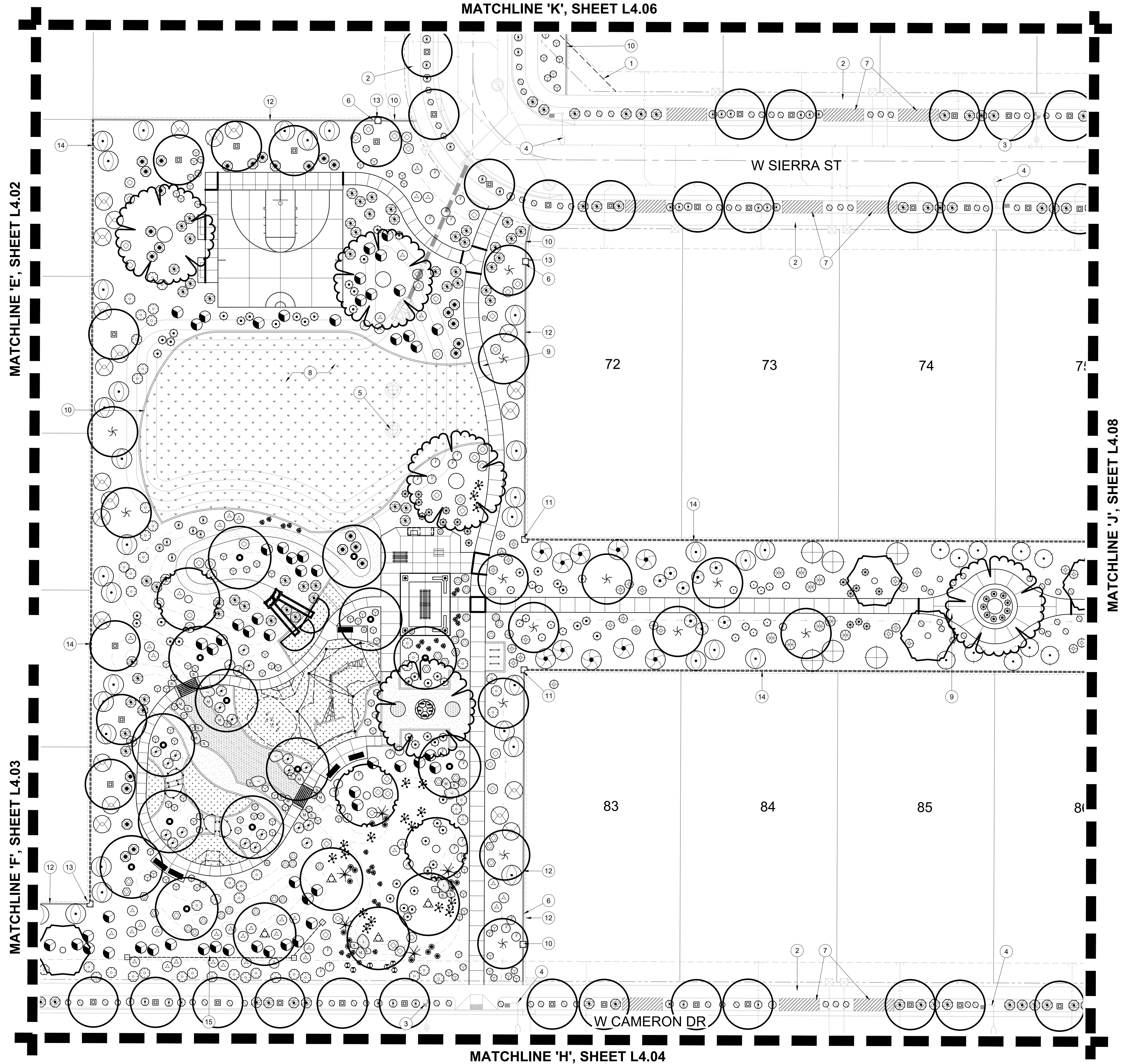
- 1
- 2
- 3
- 4
- 5

PLANTING PLAN




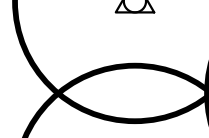




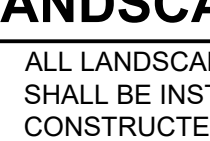
L4.04

SHEET 19 OF 28

L:\19002272\sympetone\formal\6-19002272-landscape\3-CD-2-panels\3-SHEET\1902272-CD-PARC-B-PLANTING PLAN.dwg 2/11/2021 abylon



LANDSCAPE PALETTE

TREES	
BOTANICAL / COMMON NAME	
	<i>Acacia salicina</i> WILLOW ACACIA
	<i>Chilopsis linearis</i> 'AZT Desert Amethyst' DESERT WILLOW
	<i>Eucalyptus papuana</i> GHOST GUM
	<i>Pistacia x 'Red Push'</i> PISTACHE
	<i>Platanus wrightii</i> ARIZONA SYCAMORE
	<i>Prosopis velutina</i> VELVET MESQUITE
	<i>Quercus virginiana</i> 'Heritage' HERITAGE LIVE OAK
	<i>Ulmus parvifolia</i> CHINESE ELM
	<i>Vitex agnus-castus</i> 'Alba' WHITE CHASTE TREE

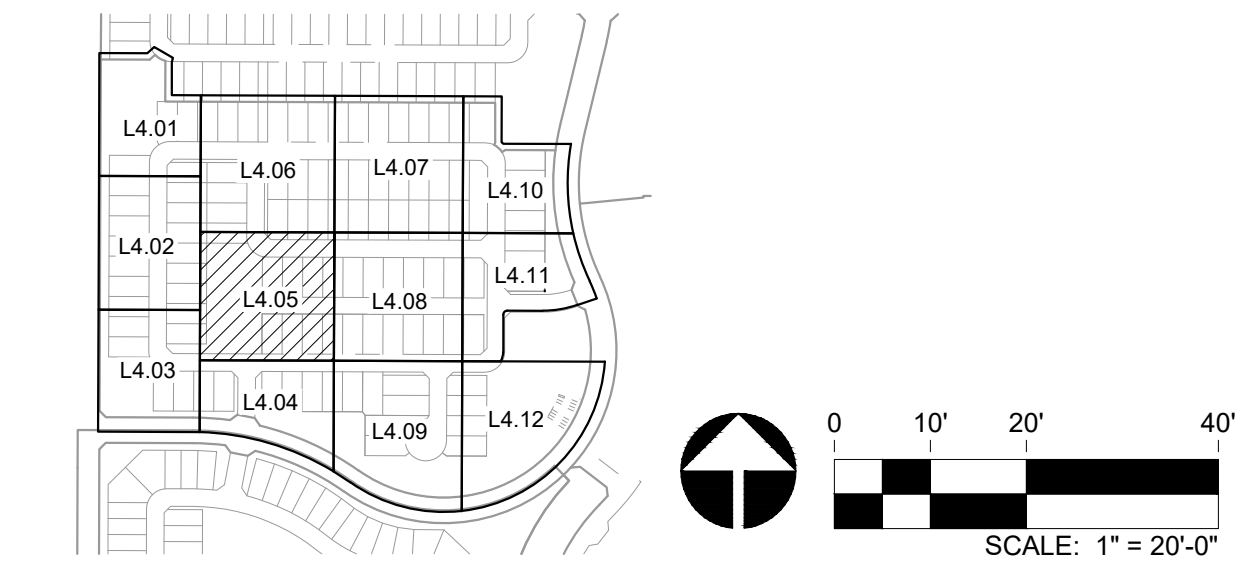
LANDSCAPE NOTES

- ALL LANDSCAPE AND IRRIGATION IN FRONT OF THE RESIDENTIAL LOTS SHALL BE INSTALLED ONCE THE ENTIRE STREET OF HOMES ARE CONSTRUCTED.
- TREE ROOT BARRIERS ARE REQUIRED PER DETAIL 8-14 OF THE CITY OF SURPRISE ENGINEERING DEVELOPMENT STANDARDS WHEN TREES ARE WITHIN THREE FEET OF SIDEWALKS, CURBS, PAVEMENT, OR WALLS. REFER TO SHEET L5.01 FOR DETAIL.
- THE LANDSCAPE AND IRRIGATION DESIGN WILL COMPLY WITH CITY OF SURPRISE EDS PER CHAPTER 8.

LANDSCAPE KEYNOTES

- VISIBILITY EASEMENT, ALL TREE LIMBS, LEAVES, NEEDLES OR OTHER FOLIAGE MUST BE TRIMMED TO BE ABOVE 84" AND BELOW 30". (SEE CITY OF SURPRISE EDS DETAILS 4-01 AND 4-02)
- LOCATION OF SIDEWALK, REFER TO ENGINEERING PLANS FOR MORE INFORMATION.
- FIRE HYDRANT - TREES AND SHRUBS TO MAINTAIN A 5'-0" CLEARANCE
- SITE LIGHT, REFER TO ELECTRICAL PLANS
- DRYWELL, REFER TO ENGINEERING PLANS
- SIDEYARD WALL END. FINAL LOCATION TO BE STAKED AND OR ADJUSTED IN THE FIELD
- DRIVEWAY LOCATION FOR REFERENCE ONLY, FINAL LOCATIONS TBD BY DEVELOPER, TYPICAL
- RETENTION AREA, REFER TO ENGINEERING PLANS
- OPEN SPACE SIDEWALK/FLATWORK, REFER TO DETAIL 5 / L3.04
- CONCRETE HEADER, REFER TO DETAIL 10 / L3.04
- PRIMARY ENTRY MONUMENT, REFER TO DETAIL 6&7 / L3.02
- 6' THEME WALL, REFER TO WALL PLAN
- THEME WALL COLUMN, REFER TO WALL PLAN
- VIEW WALL, REFER TO WALL PLAN
- DECORATIVE FENCE, REFER TO WALL PLAN
- 8' THEME WALL, REFER TO WALL PLAN

KEY MAP





120 S. Ash Avenue
Tempe, Arizona 85281
Tel: 480.994.0994
www.rviplanning.com

EXPIRES 03/31/21



66017
BRITTANY
GEIST
P.E.

Contact Arizona 811 at least two full working days before you begin excavation



Call 811 or click Arizona811.com

PARADISI - PARCEL B

LANDSCAPE IMPROVEMENT PLANS

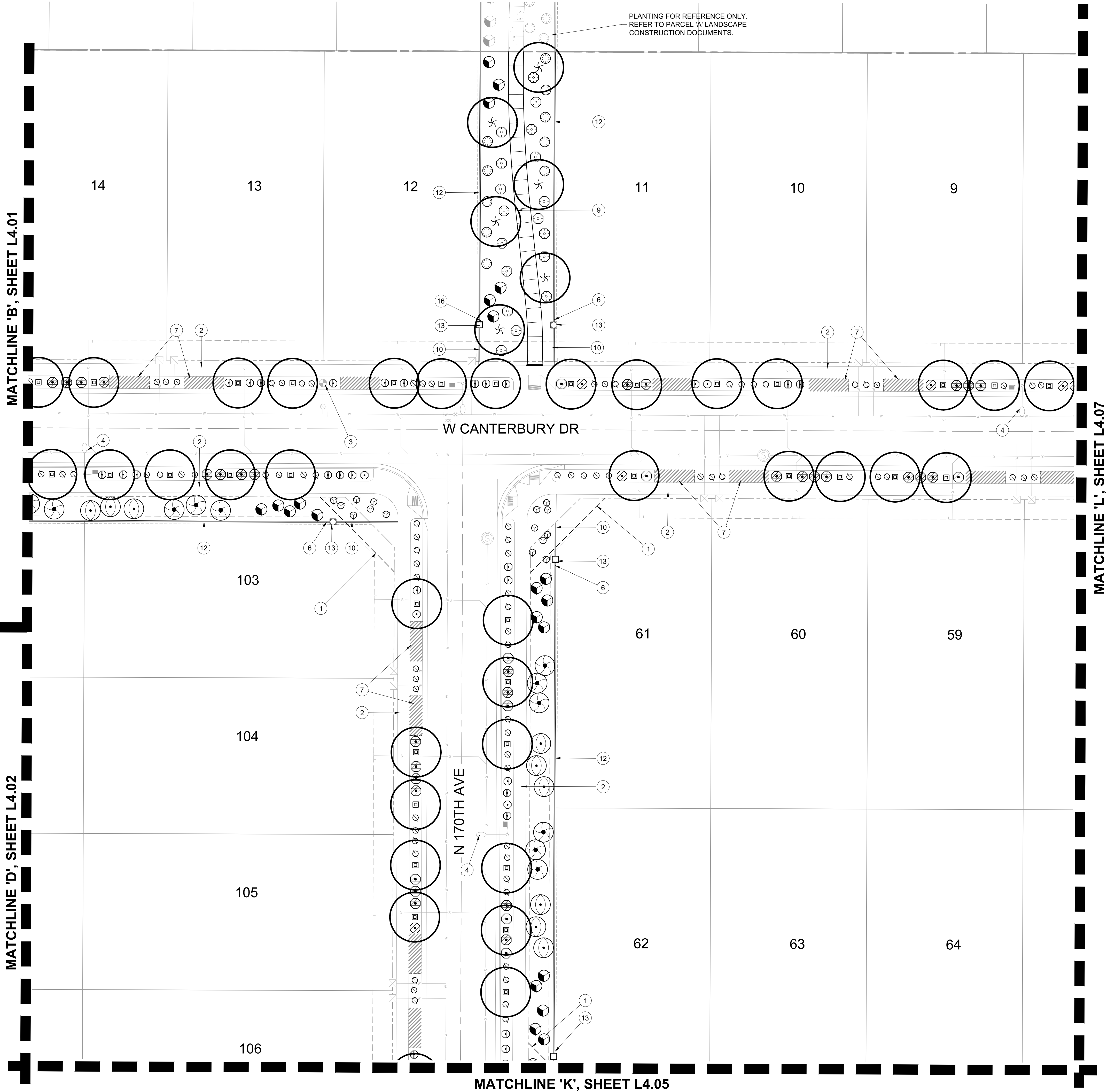
SURPRISE, AZ

PROJECT NO : 19002272
DATE: 02/11/2021
DRAWN: BG/SB/KL/MD/KU
REVIEWED: SB

REVISIONS	
1	
2	
3	
4	
5	

PLANTING PLAN

L:\19002272\sytemwork\forms\6-19002272-landscape\3-CD\2-panels\3-SHEET\1902272-CD-PARC B-PLANTING PLAN.dwg 2/11/2021 abylon



LANDSCAPE PALETTE

TREES	
BOTANICAL / COMMON NAME	
	<i>Acacia salicina</i> WILLOW ACACIA
	<i>Chilopsis linearis</i> 'AZT Desert Amethyst' DESERT WILLOW
	<i>Eucalyptus papuana</i> GHOST GUM
	<i>Pistacia</i> x 'Red Push' PISTACHE
	<i>Platanus wrightii</i> ARIZONA SYCAMORE
	<i>Prosopis velutina</i> VELVET MESQUITE
	<i>Quercus virginiana</i> 'Heritage' HERITAGE LIVE OAK
	<i>Ulmus parvifolia</i> CHINESE ELM
	<i>Vitex agnus-castus</i> 'Alba' WHITE CHASTE TREE

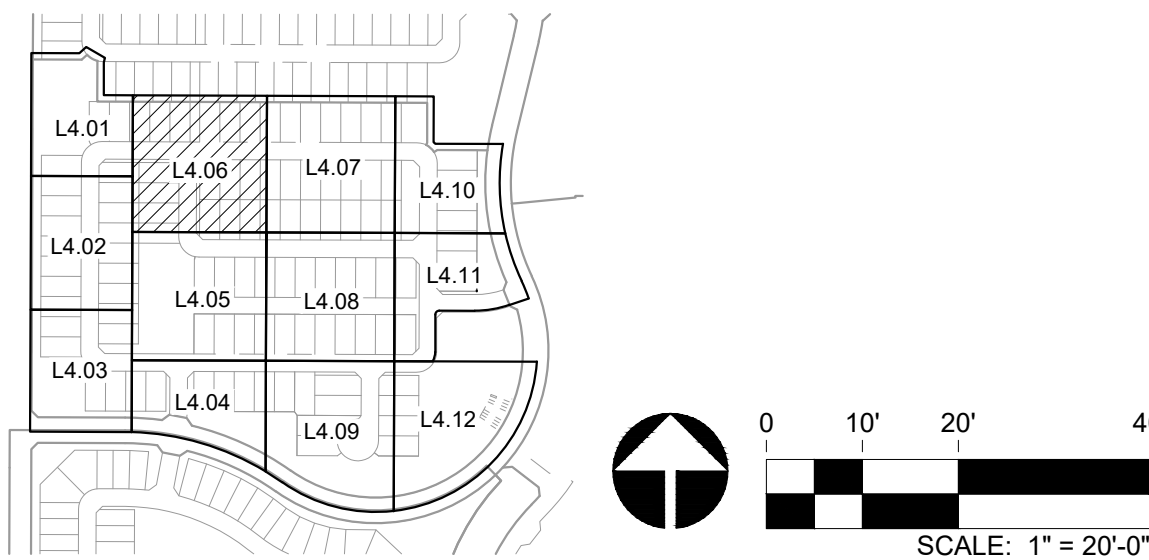
LANDSCAPE NOTES

- ALL LANDSCAPE AND IRRIGATION IN FRONT OF THE RESIDENTIAL LOTS SHALL BE INSTALLED ONCE THE ENTIRE STREET OF HOMES ARE CONSTRUCTED.
- TREE ROOT BARRIERS ARE REQUIRED PER DETAIL 8-14 OF THE CITY OF SURPRISE ENGINEERING DEVELOPMENT STANDARDS WHEN TREES ARE WITHIN THREE FEET OF SIDEWALKS, CURBS, PAVEMENT, OR WALLS. REFER TO SHEET L5.01 FOR DETAIL.
- THE LANDSCAPE AND IRRIGATION DESIGN WILL COMPLY WITH CITY OF SURPRISE EDS PER CHAPTER 8.

LANDSCAPE KEYNOTES

- VISIBILITY EASEMENT, ALL TREE LIMBS, LEAVES, NEEDLES OR OTHER FOLIAGE MUST BE TRIMMED TO BE ABOVE 84" AND BELOW 30". (SEE CITY OF SURPRISE EDS DETAILS 4-01 AND 4-02)
- LOCATION OF SIDEWALK, REFER TO ENGINEERING PLANS FOR MORE INFORMATION.
- FIRE HYDRANT - TREES AND SHRUBS TO MAINTAIN A 5'-0" CLEARANCE
- SITE LIGHT, REFER TO ELECTRICAL PLANS
- DRYWELL, REFER TO ENGINEERING PLANS
- SIDEYARD WALL END. FINAL LOCATION TO BE STAKED AND OR ADJUSTED IN THE FIELD
- DRIVEWAY LOCATION FOR REFERENCE ONLY, FINAL LOCATIONS TBD BY DEVELOPER, TYPICAL
- RETENTION AREA, REFER TO ENGINEERING PLANS
- OPEN SPACE SIDEWALK/FLATWORK, REFER TO DETAIL 5 / L3.04
- CONCRETE HEADER, REFER TO DETAIL 10 / L3.04
- PRIMARY ENTRY MONUMENT, REFER TO DETAIL 6&7 / L3.02
- 6' THEME WALL, REFER TO WALL PLAN
- THEME WALL COLUMN, REFER TO WALL PLAN
- VIEW WALL, REFER TO WALL PLAN
- DECORATIVE FENCE, REFER TO WALL PLAN
- 8' THEME WALL, REFER TO WALL PLAN

KEY MAP



RvI

120 S. Ash Avenue
Tempe, Arizona 85281
Tel: 480.994.0994
www.rviplanning.com

EXPIRES 03/31/21



PARADISI - PARCEL B
LANDSCAPE IMPROVEMENT PLANS
SURPRISE, AZ

PROJECT NO : 19002272
DATE : 02/11/2021
DRAWN: BG/SB/KL/MD/KU
REVIEWED: SB

REVISIONS

1	
2	
3	
4	
5	

PLANTING PLAN

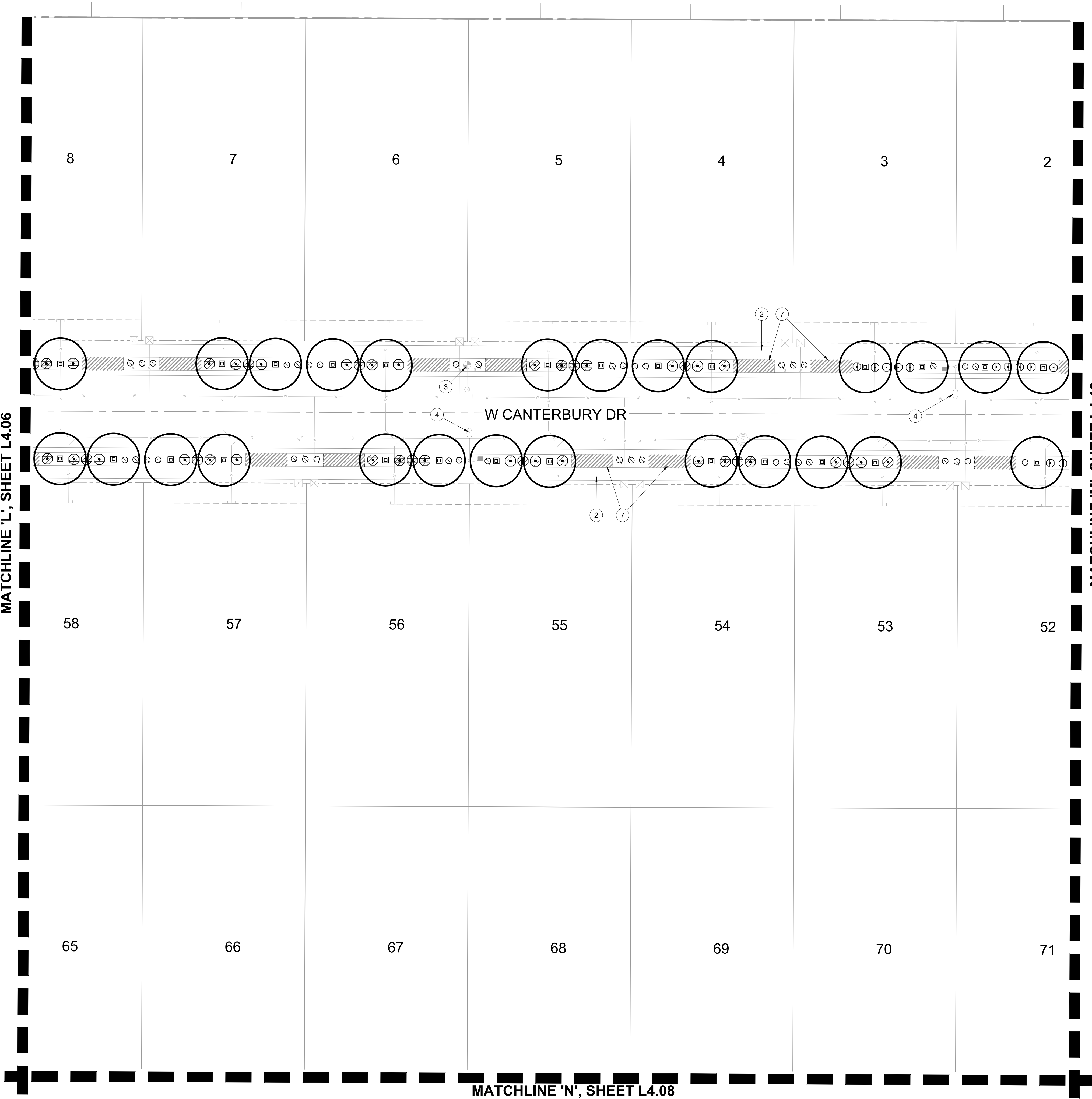
L4.06

SHEET 21 OF 28

L:\19002272-Systemone-formal\6-19002272-landscape\3-CD\2-panels\3-SHEET\50272-CD-PARC-B-PLANTING PLAN.dwg 2/11/2021 abylon


MATCHLINE 'L', SHEET L4.06

MATCHLINE 'M', SHEET L4.10



MATCHLINE 'N', SHEET L4.08

LANDSCAPE PALETTE



TREES	
BOTANICAL / COMMON NAME	
	<i>Acacia salicina</i> WILLOW ACACIA
	<i>Chilopsis linearis</i> 'AZT Desert Amethyst' DESERT WILLOW
	<i>Eucalyptus papuana</i> GHOST GUM
	<i>Pistacia</i> x 'Red Push' PISTACHE
	<i>Platanus wrightii</i> ARIZONA SYCAMORE
	<i>Prosopis velutina</i> VELVET MESQUITE
	<i>Quercus virginiana</i> 'Heritage' HERITAGE LIVE OAK
	<i>Ulmus parvifolia</i> CHINESE ELM
	<i>Vitex agnus-castus</i> 'Alba' WHITE CHASTE TREE

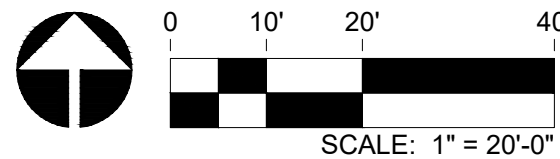
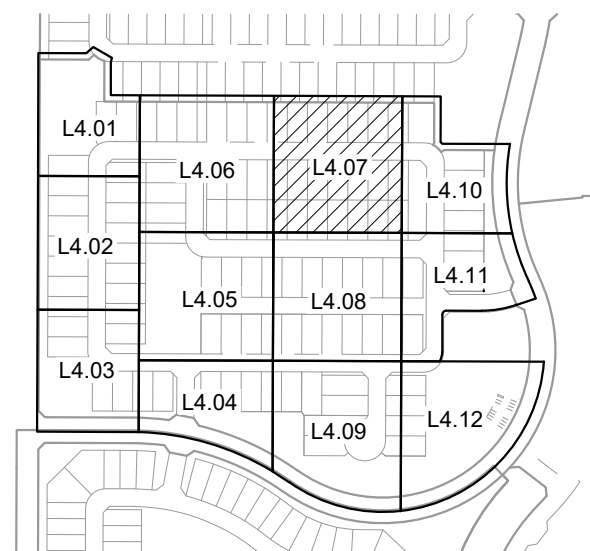
LANDSCAPE NOTES

- ALL LANDSCAPE AND IRRIGATION IN FRONT OF THE RESIDENTIAL LOTS SHALL BE INSTALLED ONCE THE ENTIRE STREET OF HOMES ARE CONSTRUCTED.
- TREE ROOT BARRIERS ARE REQUIRED PER DETAIL 8-14 OF THE CITY OF SURPRISE ENGINEERING DEVELOPMENT STANDARDS WHEN TREES ARE WITHIN THREE FEET OF SIDEWALKS, CURBS, PAVEMENT, OR WALLS. REFER TO SHEET L5.01 FOR DETAIL.
- THE LANDSCAPE AND IRRIGATION DESIGN WILL COMPLY WITH CITY OF SURPRISE EDS PER CHAPTER 8.

LANDSCAPE KEYNOTES

- VISIBILITY EASEMENT, ALL TREE LIMBS, LEAVES, NEEDLES OR OTHER FOLIAGE MUST BE TRIMMED TO BE ABOVE 84" AND BELOW 30". (SEE CITY OF SURPRISE EDS DETAILS 4-01 AND 4-02)
- LOCATION OF SIDEWALK, REFER TO ENGINEERING PLANS FOR MORE INFORMATION.
- FIRE HYDRANT - TREES AND SHRUBS TO MAINTAIN A 5'-0" CLEARANCE
- SITE LIGHT, REFER TO ELECTRICAL PLANS
- DRYWELL, REFER TO ENGINEERING PLANS
- SIDEYARD WALL END. FINAL LOCATION TO BE STAKED AND OR ADJUSTED IN THE FIELD
- DRIVEWAY LOCATION FOR REFERENCE ONLY, FINAL LOCATIONS TBD BY DEVELOPER, TYPICAL
- RETENTION AREA, REFER TO ENGINEERING PLANS
- OPEN SPACE SIDEWALK/FLATWORK, REFER TO DETAIL 5 / L3.04
- CONCRETE HEADER, REFER TO DETAIL 10 / L3.04
- PRIMARY ENTRY MONUMENT, REFER TO DETAIL 6&7 / L3.02
- 6' THEME WALL, REFER TO WALL PLAN
- THEME WALL COLUMN, REFER TO WALL PLAN
- VIEW WALL, REFER TO WALL PLAN
- DECORATIVE FENCE, REFER TO WALL PLAN
- 8' THEME WALL, REFER TO WALL PLAN

KEY MAP



Rvi

120 S. Ash Avenue
Tempe, Arizona 85281
Tel: 480.994.0994
www.rviplanning.com

EXPIRES 03/31/21



PARADISI - PARCEL B

LANDSCAPE IMPROVEMENT PLANS

SURPRISE, AZ

PROJECT NO : 19002272
DATE : 02/11/2021
DRAWN: BG/SB/KL/MD/KU
REVIEWED: SB

REVISIONS

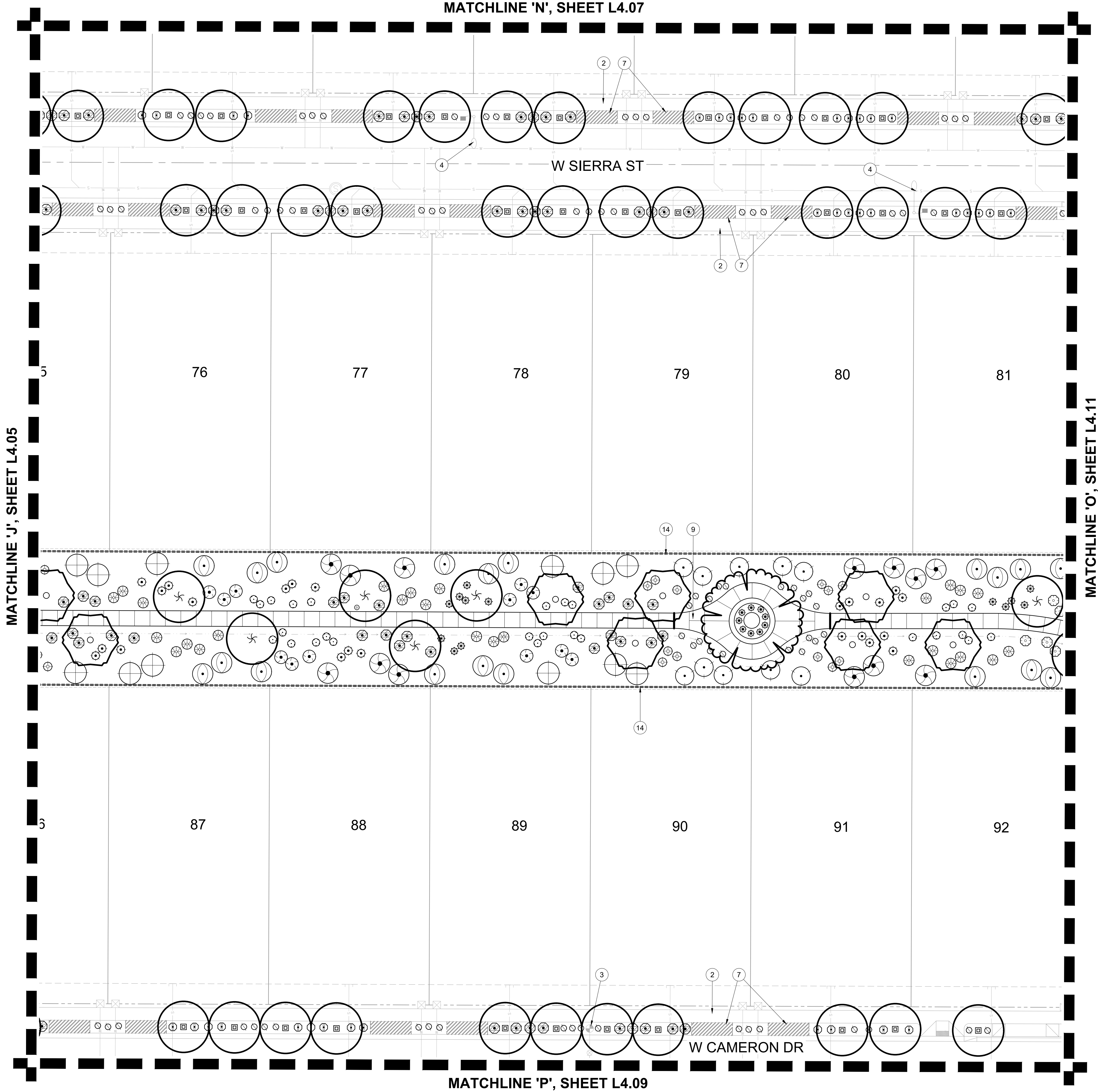
1	
2	
3	
4	
5	

PLANTING PLAN










L4.07

SHEET 22 OF 28

L:\19002272\sytemore\forms\6-19002272-landscape\3-CD\2-panels\3-SHEET\6-19002272-CD-PARC B-PLANTING PLAN.dwg 2/11/2021 abylon



LANDSCAPE PALETTE

TREES	
BOTANICAL / COMMON NAME	
	<i>Acacia salicina</i> WILLOW ACACIA
	<i>Chilopsis linearis</i> 'AZT Desert Amethyst' DESERT WILLOW
	<i>Eucalyptus papuana</i> GHOST GUM
	<i>Pistacia</i> x 'Red Push' PISTACHE
	<i>Platanus wrightii</i> ARIZONA SYCAMORE
	<i>Prosopis velutina</i> VELVET MESQUITE
	<i>Quercus virginiana</i> 'Heritage' HERITAGE LIVE OAK
	<i>Ulmus parvifolia</i> CHINESE ELM
	<i>Vitex agnus-castus</i> 'Alba' WHITE CHASTE TREE

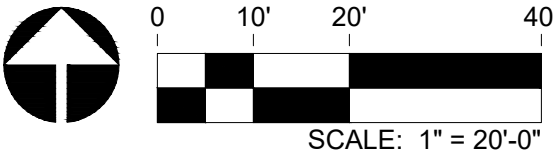
LANDSCAPE NOTES

- ALL LANDSCAPE AND IRRIGATION IN FRONT OF THE RESIDENTIAL LOTS SHALL BE INSTALLED ONCE THE ENTIRE STREET OF HOMES ARE CONSTRUCTED.
- TREE ROOT BARRIERS ARE REQUIRED PER DETAIL 8-14 OF THE CITY OF SURPRISE ENGINEERING DEVELOPMENT STANDARDS WHEN TREES ARE WITHIN THREE FEET OF SIDEWALKS, CURBS, PAVEMENT, OR WALLS. REFER TO SHEET L5.01 FOR DETAIL.
- THE LANDSCAPE AND IRRIGATION DESIGN WILL COMPLY WITH CITY OF SURPRISE EDS PER CHAPTER 8.

LANDSCAPE KEYNOTES

- VISIBILITY EASEMENT. ALL TREE LIMBS, LEAVES, NEEDLES OR OTHER FOLIAGE MUST BE TRIMMED TO BE ABOVE 84" AND BELOW 30". (SEE CITY OF SURPRISE EDS DETAILS 4-01 AND 4-02)
- LOCATION OF SIDEWALK, REFER TO ENGINEERING PLANS FOR MORE INFORMATION.
- FIRE HYDRANT - TREES AND SHRUBS TO MAINTAIN A 5'-0" CLEARANCE
- SITE LIGHT, REFER TO ELECTRICAL PLANS
- DRYWELL, REFER TO ENGINEERING PLANS
- SIDEYARD WALL END. FINAL LOCATION TO BE STAKED AND OR ADJUSTED IN THE FIELD
- DRIVEWAY LOCATION FOR REFERENCE ONLY, FINAL LOCATIONS TBD BY DEVELOPER, TYPICAL
- RETENTION AREA, REFER TO ENGINEERING PLANS
- OPEN SPACE SIDEWALK/FLATWORK, REFER TO DETAIL 5 / L3.04
- CONCRETE HEADER, REFER TO DETAIL 10 / L3.04
- PRIMARY ENTRY MONUMENT, REFER TO DETAIL 6&7 / L3.02
- 6' THEME WALL, REFER TO WALL PLAN
- THEME WALL COLUMN, REFER TO WALL PLAN
- VIEW WALL, REFER TO WALL PLAN
- DECORATIVE FENCE, REFER TO WALL PLAN
- 8' THEME WALL, REFER TO WALL PLAN

KEY MAP



EXPIRES 03/31/21



PARADISI - PARCEL B
LANDSCAPE IMPROVEMENT PLANS
SURPRISE, AZ


PROJECT NO : 19002272
DATE : 02/11/2021
DRAWN: BG/SB/KL/MD/KU
REVIEWED: SB

REVISIONS	
1	
2	
3	
4	
5	

PLANTING PLAN

L4.08

LANDSCAPE PALETTE



TREES
BOTANICAL / COMMON NAME

- Acacia salicina*
WILLOW ACACIA
- Chilopsis linearis* 'AZT Desert Amethyst'
DESERT WILLOW
- Eucalyptus papuana*
GHOST GUM
- Pistacia x 'Red Push'*
PISTACHE
- Platanus wrightii*
ARIZONA SYCAMORE
- Prosopis velutina*
VELVET MESQUITE
- Quercus virginiana* 'Heritage'
HERITAGE LIVE OAK
- Ulmus parvifolia*
CHINESE ELM
- Vitex agnus-castus* 'Alba'
WHITE CHASTE TREE

SHRUBS & ACCENTS
BOTANICAL / COMMON NAME

- Aristida purpurea*
PURPLE THREEAWN
- Asclepias subulata*
DESERT MILKWEED
- Bougainvillea x 'La Jolla'*
LA JOLLA BOUGAINVILLEA
- Bouteloua gracilis* 'Blonde Ambition'
BLUE GRAMA
- Caesalpinia pulcherrima*
RED BIRD OF PARADISE
- Calliandra eriophylla*
PINK FAIRY DUSTER
- Dodonaea viscosa*
HOPSEED BUSH
- Encelia farinosa*
BRITTLE BUSH
- Eremophila hygrophana* 'Blue Bells'
BLUE BELLS EMU BUSH
- Eremophila maculata* 'Valentine'
VALENTINE EMU BUSH
- Ericameria laricifolia*
TURPENTINE BUSH
- Fouquieria splendens*
OCOTILLO
- Hesperaloe funifera*
GIANT HESPERALOE
- Hesperaloe parviflora* 'Perpa' TM
BRAKELIGHTS RED YUCCA
- Hesperaloe parviflora* 'Yellow'
YELLOW YUCCA
- Justicia californica*
CHUPAROSA
- Leucophyllum candidum* 'Thunder Cloud' TM
THUNDER CLOUD TEXAS RANGER
- Leucophyllum laevigatum* 'Summer Snow'
SUMMER SNOW CHIHUAHAN SAGE
- Leucophyllum langmaniae* 'Rio Bravo' TM
RIO BRAVO TEXAS RANGER
- Leucophyllum prunosum* 'Sierra Bouquet' TM
BAROMETERBUSH
- Muhlenbergia capillaris* 'Regal Mist'
REGAL MIST MUHLY
- Muhlenbergia emersleyi* 'El Toro'
BULLGRASS
- Muhlenbergia rigens*
DEER GRASS
- Muhlenbergia rigida* 'Nashville'
NASHVILLE MUHLY
- Myrtus communis* 'Compacta'
DWARF MYRTLE
- Penstemon baccharifolius* 'Diablo' TM
ROCK PENSTEMON
- Russelia equisetiformis*
CORAL FOUNTAIN PLANT
- Tecoma alata* 'Orange Jubilee'
ORANGE JUBILEE
- Tecoma x 'Sparklette'*
SPARKLETTE YELLOW BELLS
- Vauquelinia californica*
ARIZONA ROSEWOOD

GROUND COVER
BOTANICAL / COMMON NAME

- Acalypha monostachya* 'Raspberry Fuzzies' TM
RASPBERRY FUZZIES COPPERLEAF
- Convolvulus oneorum*
BUSH MORNING GLORY
- Dalea greggii*
TRAILING INDIGO BUSH
- Eremophila glabra* 'Mingnew Gold'
OUTBACK SUNRISE EMU
- Lantana montevidensis* 'White'
WHITE LANTANA
- Lantana x 'Dallas Red'*
DALLAS RED LANTANA
- Penstemon eatonii*
FIRECRACKER PENSTEMON
- Rosmarinus officinalis* 'Prostratus'
CREEPING ROSEMARY
- Ruellia brittoniana* 'Katie'
DWARF BLUE BELLS
- Setcreasea pallida*
PURPLE HEART
- Zinnia grandiflora*
PRAIRIE ZINNIA

MISCELLANEOUS
BOTANICAL / COMMON NAME

- ROCK MULCH - OAE
'CARMEI' - ROCK PROs USA (480.591.5151)
- 'MID IRON' BERMUDA SOD

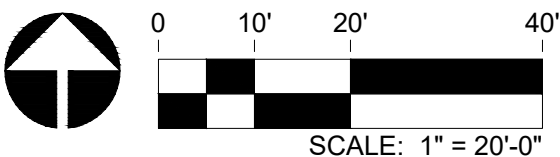
KEY MAP



LANDSCAPE NOTES

- ALL LANDSCAPE AND IRRIGATION IN FRONT OF THE RESIDENTIAL LOTS SHALL BE INSTALLED ONCE THE ENTIRE STREET OF HOMES ARE CONSTRUCTED.
- TREE ROOT BARRIERS ARE REQUIRED PER DETAIL 8-14 OF THE CITY OF SURPRISE ENGINEERING DEVELOPMENT STANDARDS WHEN TREES ARE WITHIN THREE FEET OF SIDEWALKS, CURBS, PAVEMENT, OR WALLS. REFER TO SHEET L5.01 FOR DETAIL.
- THE LANDSCAPE AND IRRIGATION DESIGN WILL COMPLY WITH CITY OF SURPRISE EDS PER CHAPTER 8.

PLANTING FOR REFERENCE ONLY. REFER TO INFRASTRUCTURE LANDSCAPE CONSTRUCTION DOCUMENTS.



MATCHLINE 'P', SHEET L4.08

W CAMERON DR

N 169TH CT

LANDSCAPE KEYNOTES

- VISIBILITY EASEMENT, ALL TREE LIMBS, LEAVES, NEEDLES OR OTHER FOLIAGE MUST BE TRIMMED TO BE ABOVE 84" AND BELOW 30". (SEE CITY OF SURPRISE EDS DETAILS 4-01 AND 4-02)
- LOCATION OF SIDEWALK, REFER TO ENGINEERING PLANS FOR MORE INFORMATION.
- FIRE HYDRANT - TREES AND SHRUBS TO MAINTAIN A 5'-0" CLEARANCE
- SITE LIGHT, REFER TO ELECTRICAL PLANS
- DRYWELL, REFER TO ENGINEERING PLANS
- SIDEYARD WALL END. FINAL LOCATION TO BE STAKED AND OR ADJUSTED IN THE FIELD
- DRIVEWAY LOCATION FOR REFERENCE ONLY, FINAL LOCATIONS TBD BY DEVELOPER, TYPICAL
- RETENTION AREA, REFER TO ENGINEERING PLANS
- OPEN SPACE SIDEWALK/FLATWORK, REFER TO DETAIL 5 / L3.04
- CONCRETE HEADER, REFER TO DETAIL 10 / L3.04
- PRIMARY ENTRY MONUMENT, REFER TO DETAIL 6&7 / L3.02
- 6' THEME WALL, REFER TO WALL PLAN
- THEME WALL COLUMN, REFER TO WALL PLAN
- VIEW WALL, REFER TO WALL PLAN
- DECORATIVE FENCE, REFER TO WALL PLAN
- 8' THEME WALL, REFER TO WALL PLAN

RVI

120 S. Ash Avenue
Tempe, Arizona 85281
Tel: 480.994.0994
www.rviplanning.com

EXPIRES 03/31/21



PARADISI - PARCEL B
LANDSCAPE IMPROVEMENT PLANS
SURPRISE, AZ

PROJECT NO : 19002272
DATE : 02/11/2021
DRAWN : BG/SB/KL/MD/KU
REVIEWED : SB

REVISIONS

- 1
- 2
- 3
- 4
- 5

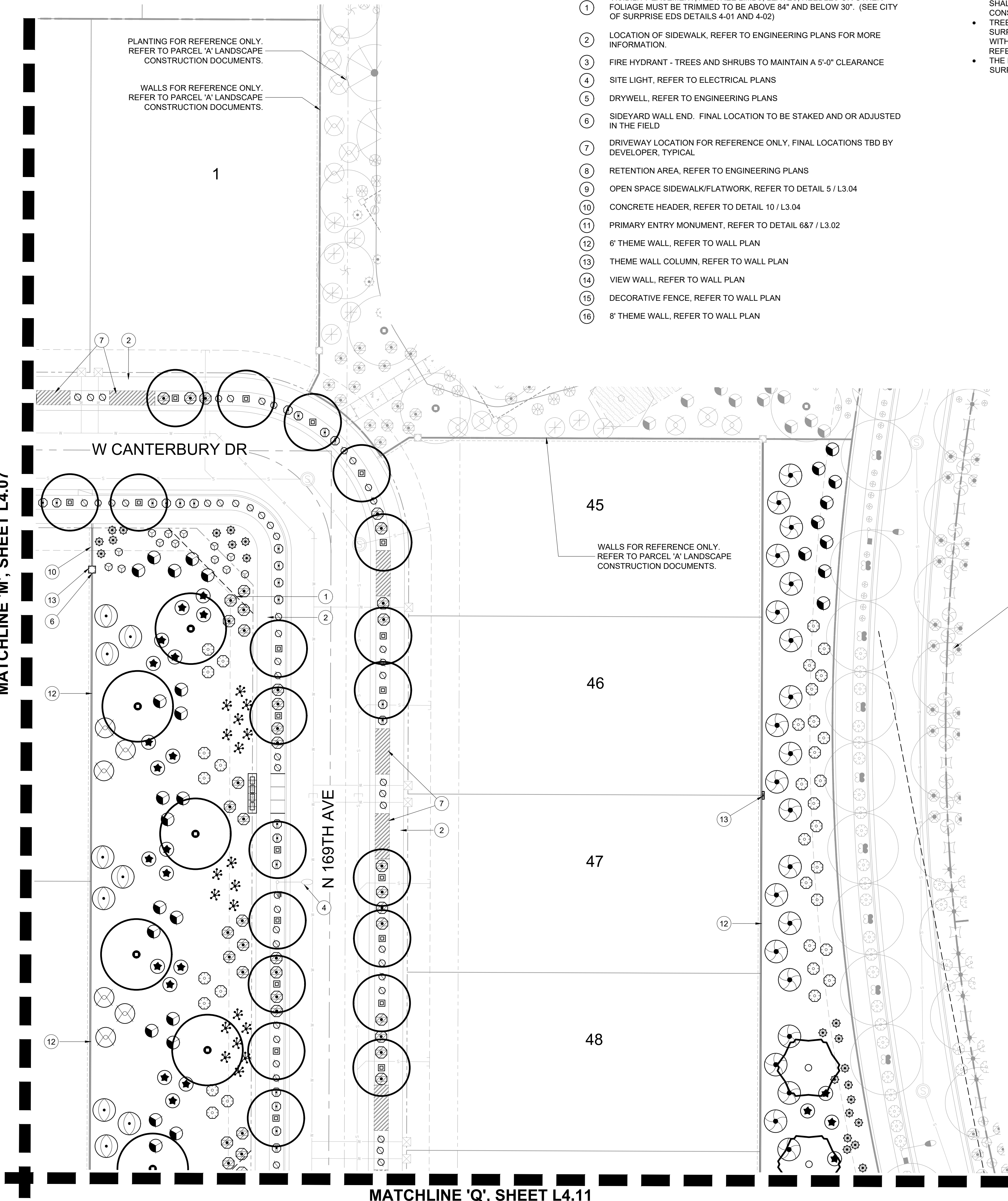
PLANTING PLAN

L4.09

SHEET 24 OF 28

LT19002272-2-schematic-formal-05-19002272-landscape-03-CD-02-panels-03-SHEET-19002272-CD-PARC-B-PLANTING-PLAN.dwg 2/11/2021 bbyron

MATCHLINE 'M', SHEET L4.07




LANDSCAPE KEYNOTES

- VISIBILITY EASEMENT, ALL TREE LIMBS, LEAVES, NEEDLES OR OTHER FOLIAGE MUST BE TRIMMED TO BE ABOVE 84" AND BELOW 30". (SEE CITY OF SURPRISE EDS DETAILS 4-01 AND 4-02)
- LOCATION OF SIDEWALK, REFER TO ENGINEERING PLANS FOR MORE INFORMATION.
- FIRE HYDRANT - TREES AND SHRUBS TO MAINTAIN A 5'-0" CLEARANCE
- SITE LIGHT, REFER TO ELECTRICAL PLANS
- DRYWELL, REFER TO ENGINEERING PLANS
- SIDEYARD WALL END. FINAL LOCATION TO BE STAKED AND OR ADJUSTED IN THE FIELD
- DRIVEWAY LOCATION FOR REFERENCE ONLY, FINAL LOCATIONS TBD BY DEVELOPER, TYPICAL
- RETENTION AREA, REFER TO ENGINEERING PLANS
- OPEN SPACE SIDEWALK/FLATWORK, REFER TO DETAIL 5 / L3.04
- CONCRETE HEADER, REFER TO DETAIL 10 / L3.04
- PRIMARY ENTRY MONUMENT, REFER TO DETAIL 6&7 / L3.02
- 6' THEME WALL, REFER TO WALL PLAN
- THEME WALL COLUMN, REFER TO WALL PLAN
- VIEW WALL, REFER TO WALL PLAN
- DECORATIVE FENCE, REFER TO WALL PLAN
- 8' THEME WALL, REFER TO WALL PLAN

LANDSCAPE NOTES

- ALL LANDSCAPE AND IRRIGATION IN FRONT OF THE RESIDENTIAL LOTS SHALL BE INSTALLED ONCE THE ENTIRE STREET OF HOMES ARE CONSTRUCTED.
- TREE ROOT BARRIERS ARE REQUIRED PER DETAIL 8-14 OF THE CITY OF SURPRISE ENGINEERING DEVELOPMENT STANDARDS WHEN TREES ARE WITHIN THREE FEET OF SIDEWALKS, CURBS, PAVEMENT, OR WALLS. REFER TO SHEET L6.01 FOR DETAIL.
- THE LANDSCAPE AND IRRIGATION DESIGN WILL COMPLY WITH CITY OF SURPRISE EDS PER CHAPTER 8.

LANDSCAPE PALETTE



TREES

BOTANICAL / COMMON NAME

Acacia salicina
WILLOW ACACIA

Chilopsis linearis 'AZT Desert Amethyst'
DESERT WILLOW

Eucalyptus papuana
GHOST GUM

Pistacia x 'Red Push'
PISTACHE

Platanus wrightii
ARIZONA SYCAMORE

Prosopis velutina
VELVET MESQUITE

Quercus virginiana 'Heritage'
HERITAGE LIVE OAK

Ulmus parvifolia
CHINESE ELM

Vitex agnus-castus 'Alba'
WHITE CHASTE TREE

SHRUBS & ACCENTS

BOTANICAL / COMMON NAME

Aristida purpurea
PURPLE THREEAWN

Asclepias subulata
DESERT MILKWEED

Bougainvillea x 'La Jolla'
LA JOLLA BOUGAINVILLEA

Bouteloua gracilis 'Blonde Ambition'
BLUE GRAMA

Caesalpinia pulcherrima
RED BIRD OF PARADISE

Calliandra eriophylla
PINK FAIRY DUSTER

Dodonaea viscosa
HOPSEED BUSH

Encelia farinosa
BRITTLE BUSH

Eremophila hygrophana 'Blue Bells'
BLUE BELLS EMU BUSH

Eremophila maculata 'Valentine'
VALENTINE EMU BUSH

Ericameria laricifolia
TURPENTINE BUSH

Fouquieria splendens
OCOTILLO

Hesperaloe funifera
GIANT HESPERALOE

Hesperaloe parviflora 'Perpa' TM
BRAKELIGHTS RED YUCCA

Hesperaloe parviflora 'Yellow'
YELLOW YUCCA

Justicia californica
CHUPAROSA

Leucophyllum candidum 'Thunder Cloud' TM
THUNDER CLOUD TEXAS RANGER

Leucophyllum laevigatum 'Summer Snow'
SUMMER SNOW CHIHUAHAN SAGE

Leucophyllum langmaniae 'Rio Bravo' TM
RIO BRAVO TEXAS RANGER

Leucophyllum prinosum 'Sierra Bouquet' TM
BAROMETERBUSH

Muhlenbergia capillaris 'Regal Mist'
REGAL MIST MUHLY

Muhlenbergia emersleyi 'El Toro'
BULLGRASS

Muhlenbergia rigens
DEER GRASS

Muhlenbergia rigida 'Nashville'
NASHVILLE MUHLY

Myrtus communis 'Compacta'
DWARF MYRTLE

Penstemon baccharifolius 'Diablo' TM
ROCK PENSTEMON

Russelia equisetiformis
CORAL FOUNTAIN PLANT

Tecoma alata 'Orange Jubilee'
ORANGE JUBILEE

Tecoma x 'Sparklette'
SPARKLETTE YELLOW BELLS

Vauquelinia californica
ARIZONA ROSEWOOD

GROUND COVER

BOTANICAL / COMMON NAME

Acalypha monostachya 'Raspberry Fuzzies' TM
RASPBERRY FUZZIES COPPERLEAF

Convolvulus cneorum
BUSH MORNING GLORY

Dalea greggii
TRAILING INDIGO BUSH

Eremophila glabra 'Mingenew Gold'
OUTBACK SUNRISE EMU

Lantana montevidensis 'White'
WHITE LANTANA

Lantana x 'Dallas Red'
DALLAS RED LANTANA

Penstemon eatonii
FIRECRACKER PENSTEMON

Rosmarinus officinalis 'Prostratus'
CREEPING ROSEMARY

Ruellia brittoniana 'Katie'
DWARF BLUE BELLS

Setcreasea pallida
PURPLE HEART

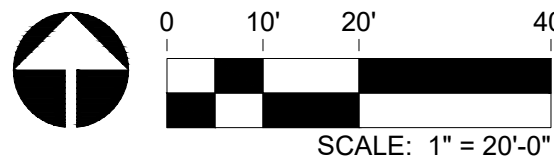
Zinnia grandiflora
PRAIRIE ZINNIA

MISCELLANEOUS

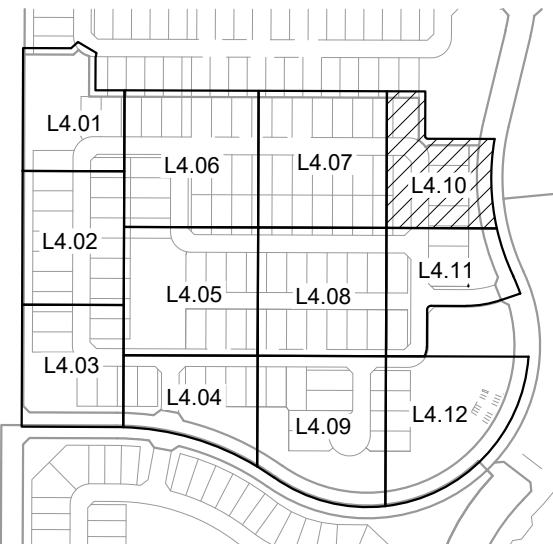
BOTANICAL / COMMON NAME

ROCK MULCH - OAE
'CARMEL' - ROCK PROs USA (480.591.5151)

'MID IRON' BERMUDA SOD



KEY MAP



Rvi

120 S. Ash Avenue
Tempe, Arizona 85281
Tel: 480.994.0994
www.rviplanning.com

EXPIRES 03/31/21



Contact Arizona 811 at least two full working days before you begin excavation

ARIZONA811
Call 811 or click Arizona811.com

PARADISI - PARCEL B
LANDSCAPE IMPROVEMENT PLANS
SURPRISE, AZ

PROJECT NO : 19002272
DATE: 02/11/2021
DRAWN: BG/SB/KL/MD/KU
REVIEWED: SB

REVISIONS

1	
2	
3	
4	
5	

PLANTING PLAN

L4.10

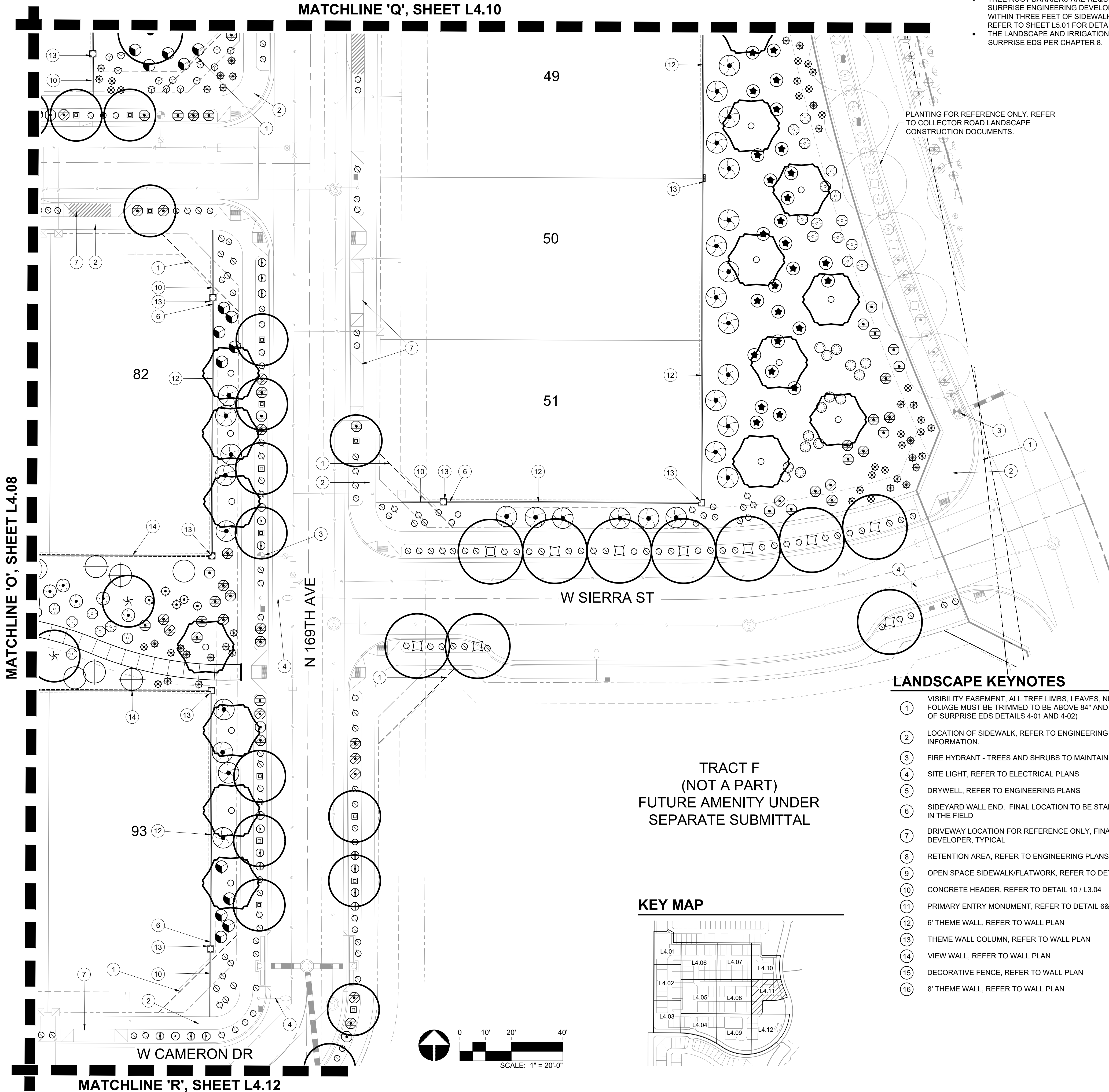
SHEET 25 OF 28

4TH SUBMITTAL, CASE NUMBER TS20-503

L:\19002272\sytemore firm\15-19002272-landscape\3-CD\2-panels\3-SHEET\1902272-CD-PARC B-PLANTING PLAN.dwg 2/11/2021 abylon

MATCHLINE 'O', SHEET L4.08

MATCHLINE 'Q', SHEET L4.10



LANDSCAPE NOTES


- ALL LANDSCAPE AND IRRIGATION IN FRONT OF THE RESIDENTIAL LOTS SHALL BE INSTALLED ONCE THE ENTIRE STREET OF HOMES ARE CONSTRUCTED.
- TREE ROOT BARRIERS ARE REQUIRED PER DETAIL 8-14 OF THE CITY OF SURPRISE ENGINEERING DEVELOPMENT STANDARDS WHEN TREES ARE WITHIN THREE FEET OF SIDEWALKS, CURBS, PAVEMENT, OR WALLS. REFER TO SHEET L5.01 FOR DETAIL.
- THE LANDSCAPE AND IRRIGATION DESIGN WILL COMPLY WITH CITY OF SURPRISE EDS PER CHAPTER 8.

PLANTING FOR REFERENCE ONLY. REFER TO COLLECTOR ROAD LANDSCAPE CONSTRUCTION DOCUMENTS.

LANDSCAPE KEYNOTES

- VISIBILITY EASEMENT, ALL TREE LIMBS, LEAVES, NEEDLES OR OTHER FOLIAGE MUST BE TRIMMED TO BE ABOVE 84" AND BELOW 30". (SEE CITY OF SURPRISE EDS DETAILS 4-01 AND 4-02)
- LOCATION OF SIDEWALK, REFER TO ENGINEERING PLANS FOR MORE INFORMATION.
- FIRE HYDRANT - TREES AND SHRUBS TO MAINTAIN A 5'-0" CLEARANCE
- SITE LIGHT, REFER TO ELECTRICAL PLANS
- DRYWELL, REFER TO ENGINEERING PLANS
- SIDEYARD WALL END. FINAL LOCATION TO BE STAKED AND OR ADJUSTED IN THE FIELD
- DRIVEWAY LOCATION FOR REFERENCE ONLY, FINAL LOCATIONS TBD BY DEVELOPER, TYPICAL
- RETENTION AREA, REFER TO ENGINEERING PLANS
- OPEN SPACE SIDEWALK/FLATWORK, REFER TO DETAIL 5 / L3.04
- CONCRETE HEADER, REFER TO DETAIL 10 / L3.04
- PRIMARY ENTRY MONUMENT, REFER TO DETAIL 6&7 / L3.02
- 6" THEME WALL, REFER TO WALL PLAN
- THEME WALL COLUMN, REFER TO WALL PLAN
- VIEW WALL, REFER TO WALL PLAN
- DECORATIVE FENCE, REFER TO WALL PLAN
- 8" THEME WALL, REFER TO WALL PLAN

LANDSCAPE PALETTE



TREES
BOTANICAL / COMMON NAME

Acacia salicina
WILLOW ACACIA

Chilopsis linearis 'AZT Desert Amethyst'
DESERT WILLOW

Eucalyptus papuana
GHOST GUM

Pistacia x 'Red Push'
PISTACHE

Platanus wrightii
ARIZONA SYCAMORE

Prosopis velutina
VELVET MESQUITE

Quercus virginiana 'Heritage'
HERITAGE LIVE OAK

Ulmus parvifolia
CHINESE ELM

Vitex agnus-castus 'Alba'
WHITE CHASTE TREE

SHRUBS & ACCENTS
BOTANICAL / COMMON NAME

Aristida purpurea
PURPLE THREEAWN

Asclepias subulata
DESERT MILKWEED

Bougainvillea x 'La Jolla'
LA JOLLA BOUGAINVILLEA

Bouteloua gracilis 'Blonde Ambition'
BLUE GRAMA

Caesalpinia pulcherrima
RED BIRD OF PARADISE

Calliandra eriophylla
PINK FAIRY DUSTER

Dodonaea viscosa
HOPSEED BUSH

Encelia farinosa
BRITTLE BUSH

Eremophila hygrophana 'Blue Bells'
BLUE BELLS EMU BUSH

Eremophila maculata 'Valentine'
VALENTINE EMU BUSH

Ericameria laricifolia
TURPENTINE BUSH

Fouquieria splendens
OCOTILLO

Hesperaloe funifera
GIANT HESPERALOE

Hesperaloe parviflora 'Perpa' TM
BRAKELIGHTS RED YUCCA

Hesperaloe parviflora 'Yellow'
YELLOW YUCCA

Justicia californica
CHUPAROSA

Leucophyllum candidum 'Thunder Cloud' TM
THUNDER CLOUD TEXAS RANGER

Leucophyllum laevigatum 'Summer Snow'
SUMMER SNOW CHIHUAHAN SAGE

Leucophyllum langmaniae 'Rio Bravo' TM
RIO BRAVO TEXAS RANGER

Leucophyllum pruinatum 'Sierra Bouquet' TM
BAROMETER BUSH

Muhlenbergia capillaris 'Regal Mist'
REGAL MIST MUHLY

Muhlenbergia emersleyi 'El Toro'
BULLGRASS

Muhlenbergia rigens
DEER GRASS

Muhlenbergia rigida 'Nashville'
NASHVILLE MUHLY

Myrtus communis 'Compacta'
DWARF MYRTLE

Penstemon baccharifolius 'Diablo' TM
ROCK PENSTEMON

Russelia equisetiformis
CORAL FOUNTAIN PLANT

Tecoma alata 'Orange Jubilee'
ORANGE JUBILEE

Tecoma x 'Sparklette'
SPARKLETTE YELLOW BELLS

Vauquelinia californica
ARIZONA ROSEWOOD

GROUND COVER
BOTANICAL / COMMON NAME

Acalypha monostachya 'Raspberry Fuzzies' TM
RASPBERRY FUZZIES COPPERLEAF

Convolvulus oenorum
BUSH MORNING GLORY

Dalea greggii
TRAILING INDIGO BUSH

Eremophila glabra 'Mingenew Gold'
OUTBACK SUNRISE EMU

Lantana montevidensis 'White'
WHITE LANTANA

Lantana x 'Dallas Red'
DALLAS RED LANTANA

Penstemon eatonii
FIRECRACKER PENSTEMON

Rosmarinus officinalis 'Prostratus'
CREEPING ROSEMARY

Ruellia brittoniana 'Katie'
DWARF BLUE BELLS

Soteresaea pallida
PURPLE HEART

Zinnia grandiflora
PRAIRIE ZINNIA

MISCELLANEOUS
BOTANICAL / COMMON NAME

ROCK MULCH - OAE
'CARMEI' - ROCK PROS USA (480.591.5151)

'MID IRON' BERMUDA SOD

RVI

120 S. Ash Avenue
Tempe, Arizona 85281
Tel: 480.994.0994
www.rviplanning.com

EXPIRES 03/31/21



Contact Arizona 811 at least two full working days before you begin excavation



PARADISI - PARCEL B
LANDSCAPE IMPROVEMENT PLANS
SURPRISE, AZ

PROJECT NO : 19002272
DATE: 02/11/2021
DRAWN: BG/SB/KL/MD/KU
REVIEWED: SB

REVISIONS

1
2
3
4
5

PLANTING PLAN

L4.11

SHEET 26 OF 28

4TH SUBMITTAL, CASE NUMBER 1902272-003

L:\19002272\sytemore firm\05-19002272-landscape\3-CD-panels\3-SHEET\190272-CD-PARC B-PLANTING PLAN.dwg 2/11/2021 bbyon

MATCHLINE 'X', SHEET L4.09

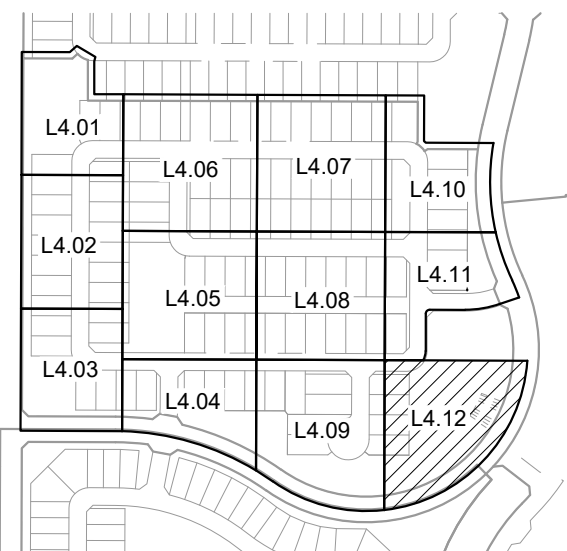
MATCHLINE 'R', SHEET L4.11

W CAMERON DR

TRACT F
(NOT A PART)
FUTURE AMENITY UNDER
SEPARATE SUBMITTAL

PLANTING FOR REFERENCE ONLY. REFER
TO INFRASTRUCTURE LANDSCAPE
CONSTRUCTION DOCUMENTS.

KEY MAP




LANDSCAPE NOTES

- ALL LANDSCAPE AND IRRIGATION IN FRONT OF THE RESIDENTIAL LOTS SHALL BE INSTALLED ONCE THE ENTIRE STREET OF HOMES ARE CONSTRUCTED.
- TREE ROOT BARRIERS ARE REQUIRED PER DETAIL 8-14 OF THE CITY OF SURPRISE ENGINEERING DEVELOPMENT STANDARDS WHEN TREES ARE WITHIN THREE FEET OF SIDEWALKS, CURBS, PAVEMENT, OR WALLS. REFER TO SHEET L5.01 FOR DETAIL.
- THE LANDSCAPE AND IRRIGATION DESIGN WILL COMPLY WITH CITY OF SURPRISE EDS PER CHAPTER 8.

LANDSCAPE KEYNOTES

- VISIBILITY EASEMENT, ALL TREE LIMBS, LEAVES, NEEDLES OR OTHER FOLIAGE MUST BE TRIMMED TO BE ABOVE 84" AND BELOW 30". (SEE CITY OF SURPRISE EDS DETAILS 4-01 AND 4-02)
- LOCATION OF SIDEWALK, REFER TO ENGINEERING PLANS FOR MORE INFORMATION.
- FIRE HYDRANT - TREES AND SHRUBS TO MAINTAIN A 5'-0" CLEARANCE
- SITE LIGHT, REFER TO ELECTRICAL PLANS
- DRYWELL, REFER TO ENGINEERING PLANS
- SIDEYARD WALL END. FINAL LOCATION TO BE STAKED AND OR ADJUSTED IN THE FIELD
- DRIVEWAY LOCATION FOR REFERENCE ONLY, FINAL LOCATIONS TBD BY DEVELOPER, TYPICAL
- RETENTION AREA, REFER TO ENGINEERING PLANS
- OPEN SPACE SIDEWALK/FLATWORK, REFER TO DETAIL 5 / L3.04
- CONCRETE HEADER, REFER TO DETAIL 10 / L3.04
- PRIMARY ENTRY MONUMENT, REFER TO DETAIL 6&7 / L3.02
- 6' THEME WALL, REFER TO WALL PLAN
- THEME WALL COLUMN, REFER TO WALL PLAN
- VIEW WALL, REFER TO WALL PLAN
- DECORATIVE FENCE, REFER TO WALL PLAN
- 8' THEME WALL, REFER TO WALL PLAN

LANDSCAPE PALETTE



TREES
BOTANICAL / COMMON NAME

Acacia salicina
WILLOW ACACIA

Chilopsis linearis 'AZT Desert Amethyst'
DESERT WILLOW

Eucalyptus papuana
GHOST GUM

Pistacia x 'Red Push'
PISTACHE

Platanus wrightii
ARIZONA SYCAMORE

Prosopis velutina
VELVET MESQUITE

Quercus virginiana 'Heritage'
HERITAGE LIVE OAK

Ulmus parvifolia
CHINESE ELM

Vitex agnus-castus 'Alba'
WHITE CHASTE TREE

SHRUBS & ACCENTS
BOTANICAL / COMMON NAME

Aristida purpurea
PURPLE THREEAWN

Asclepias subulata
DESERT MILKWEED

Bougainvillea x 'La Jolla'
LA JOLLA BOUGAINVILLEA

Bouteloua gracilis 'Blonde Ambition'
BLUE GRAMA

Caesalpinia pulcherrima
RED BIRD OF PARADISE

Calliandra eriophylla
PINK FAIRY DUSTER

Dodonaea viscosa
HOPSEED BUSH

Encelia farinosa
BRITTLE BUSH

Eremophila hygrophana 'Blue Bells'
BLUE BELLS EMU BUSH

Eremophila maculata 'Valentine'
VALENTINE EMU BUSH

Ericameria laricifolia
TURPENTINE BUSH

Fouquieria splendens
OCOTILLO

Hesperaloe funifera
GIANT HESPERALOE

Hesperaloe parviflora 'Perpa' TM
BRAKELIGHTS RED YUCCA

Hesperaloe parviflora 'Yellow'
YELLOW YUCCA

Justicia californica
CHUPAROSA

Leucophyllum candidum 'Thunder Cloud' TM
THUNDER CLOUD TEXAS RANGER

Leucophyllum laevigatum 'Summer Snow'
SUMMER SNOW CHIHUAHAN SAGE

Leucophyllum langmaniae 'Rio Bravo' TM
RIO BRAVO TEXAS RANGER

Leucophyllum prinosum 'Sierra Bouquet' TM
BAROMETERBUSH

Muhlenbergia capillaris 'Regal Mist'
REGAL MIST MUHLY

Muhlenbergia emersleyi 'El Toro'
BULLGRASS

Muhlenbergia rigens
DEER GRASS

Muhlenbergia rigida 'Nashville'
NASHVILLE MUHLY

Myrtus communis 'Compacta'
DWARF MYRTLE

Penstemon baccharifolius 'Diablo' TM
ROCK PENSTEMON

Russeila equisetiformis
CORAL FOUNTAIN PLANT

Tecoma alata 'Orange Jubilee'
ORANGE JUBILEE

Tecoma x 'Sparklette'
SPARKLETTE YELLOW BELLS

Vauquelinia californica
ARIZONA ROSEWOOD

GROUND COVER
BOTANICAL / COMMON NAME

Acalypha monostachya 'Raspberry Fuzzies' TM
RASPBERRY FUZZIES COPPERLEAF

Convolvulus cneorum
BUSH MORNING GLORY

Dalea greggii
TRAILING INDIGO BUSH

Eremophila glabra 'Mingenew Gold'
OUTBACK SUNRISE EMU

Lantana montevidensis 'White'
WHITE LANTANA

Lantana x 'Dallas Red'
DALLAS RED LANTANA

Penstemon eatonii
FIRECRACKER PENSTEMON

Rosmarinus officinalis 'Prostratus'
CREEPING ROSEMARY

Ruellia brittoniana 'Katie'
DWARF BLUE BELLS

Setcreasea pallida
PURPLE HEART

Zinnia grandiflora
PRAIRIE ZINNIA

MISCELLANEOUS
BOTANICAL / COMMON NAME

ROCK MULCH - OAE
'CARMEL' - ROCK PROs USA (480.591.5151)

'MID IRON' BERMUDA SOD

RvI

120 S. Ash Avenue
Tempe, Arizona 85281
Tel: 480.994.0994
www.rviplanning.com

EXPIRES 03/31/21



Contact Arizona 811 at least two full
working days before you begin excavation

ARIZONA811
Call 811 or click Arizona811.com

PARADISI - PARCEL B
LANDSCAPE IMPROVEMENT PLANS
SURPRISE, AZ

PROJECT NO : 19002272
DATE: 02/11/2021
DRAWN: BG/SB/KL/MD/KU
REVIEWED: SB

REVISIONS

1
2
3
4
5

PLANTING PLAN

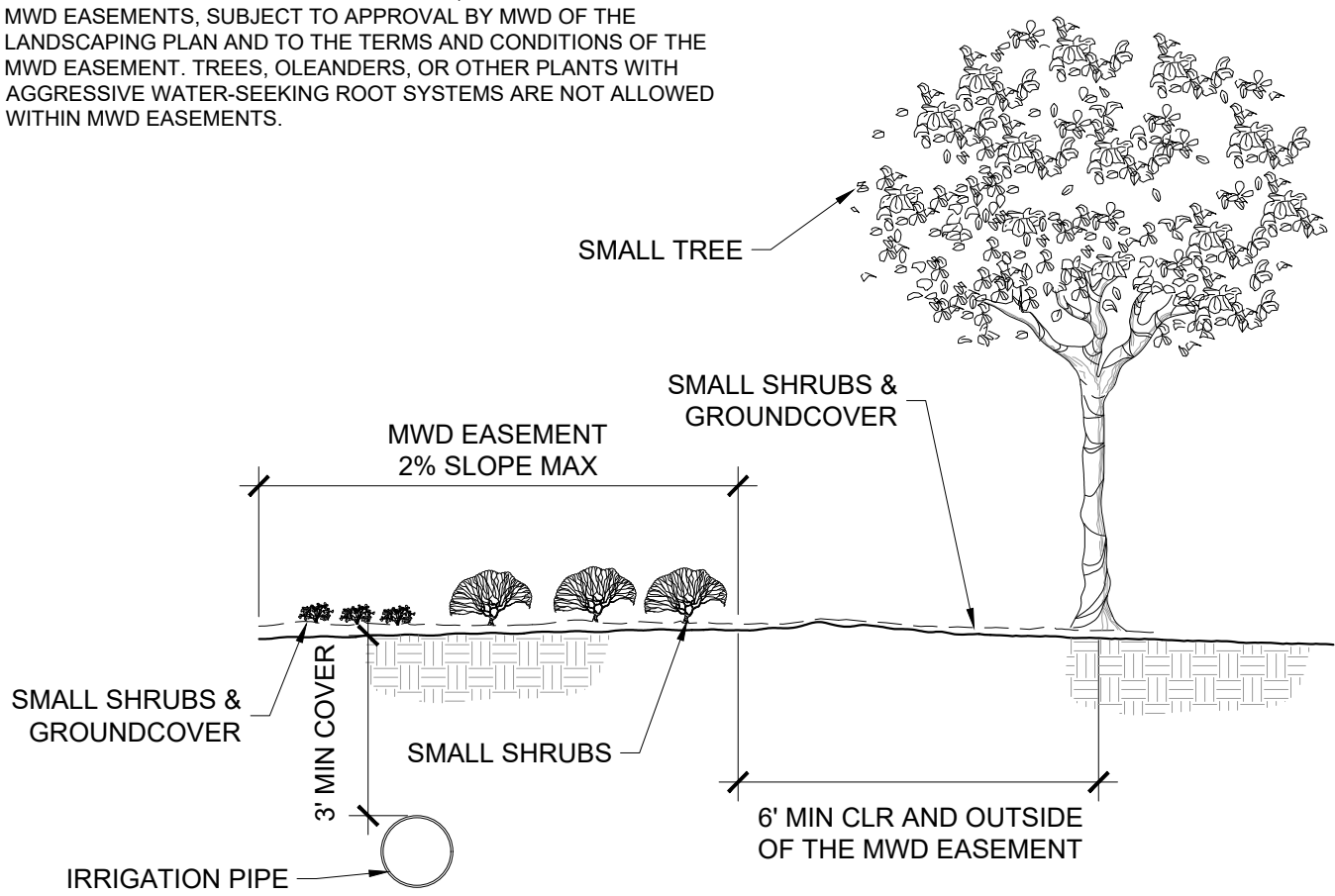
L4.12

SHEET 27 OF 28

4TH SUBMITTAL, CASE NUMBER 19S20-503

NOTES

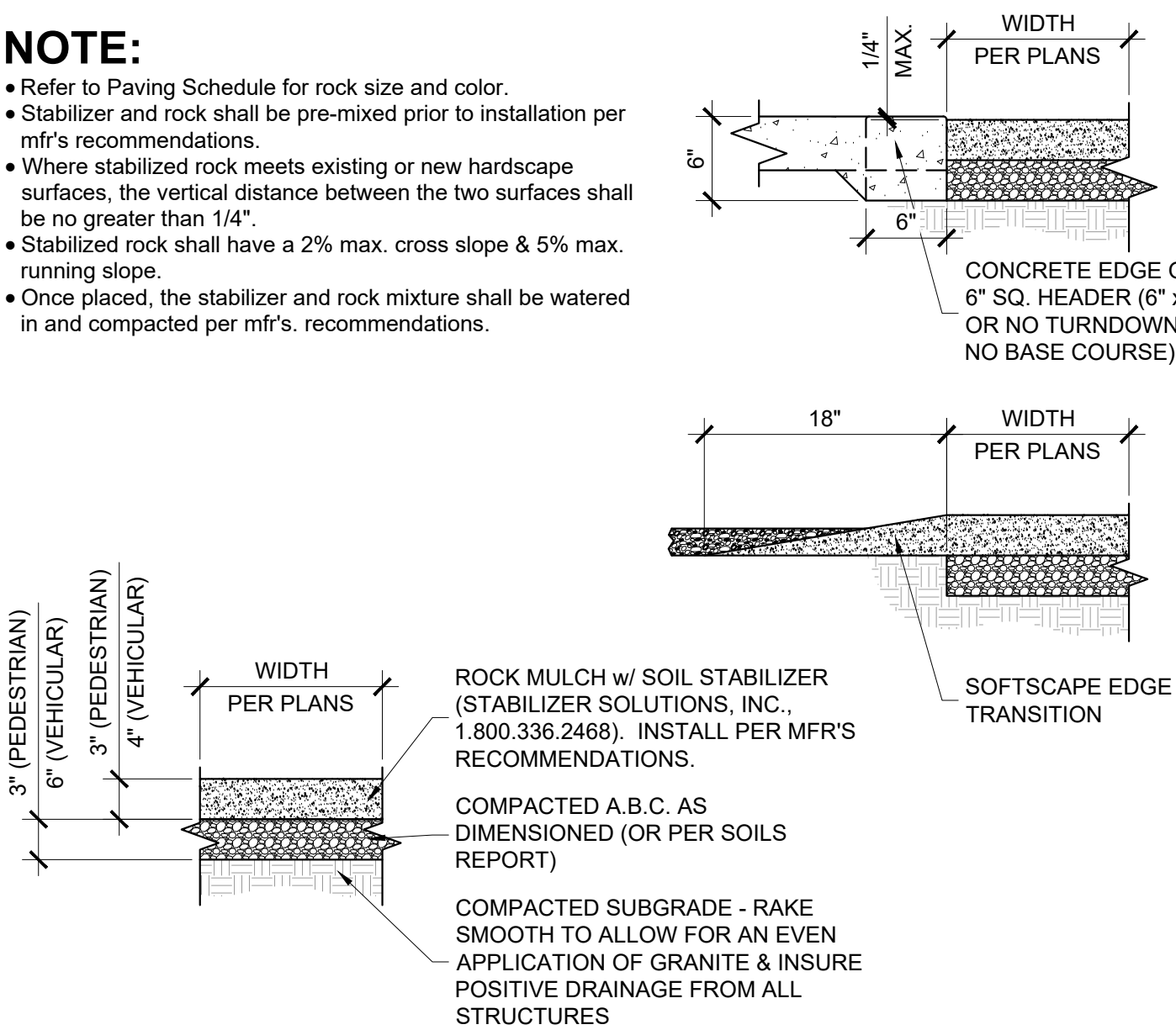
- STRUCTURES AND FACILITIES, OTHER THAN STRUCTURES AND FACILITIES OWNED BY MWD, ARE NOT ALLOWED WITHIN MWD EASEMENTS. THIS INCLUDES, BUT IS NOT LIMITED TO, WALLS, BUILDINGS, FIXTURES, VALVES, PULL BOXES, FIRE HYDRANTS AND ASSEMBLIES, MONUMENTS, MANHOLES, STREET LIGHTS, BACK FLOW PREVENTERS, AND IRRIGATION CONTROL BOXES.
- SMALL SHRUBS, LANDSCAPING GROUNDCOVER, AND LANDSCAPING BERMS UP TO A MAXIMUM OF 1 FOOT HIGH, MAY BE PLACED WITHIN MWD EASEMENTS, SUBJECT TO APPROVAL BY MWD OF THE LANDSCAPING PLAN AND TO THE TERMS AND CONDITIONS OF THE MWD EASEMENT. TREES, OLEANDERS, OR OTHER PLANTS WITH AGGRESSIVE WATER-SEEKING ROOT SYSTEMS ARE NOT ALLOWED WITHIN MWD EASEMENTS.



11 LANDSCAPE CRITERIA WITHIN MWD EASEMENT
SCALE: NTS

NOTE:

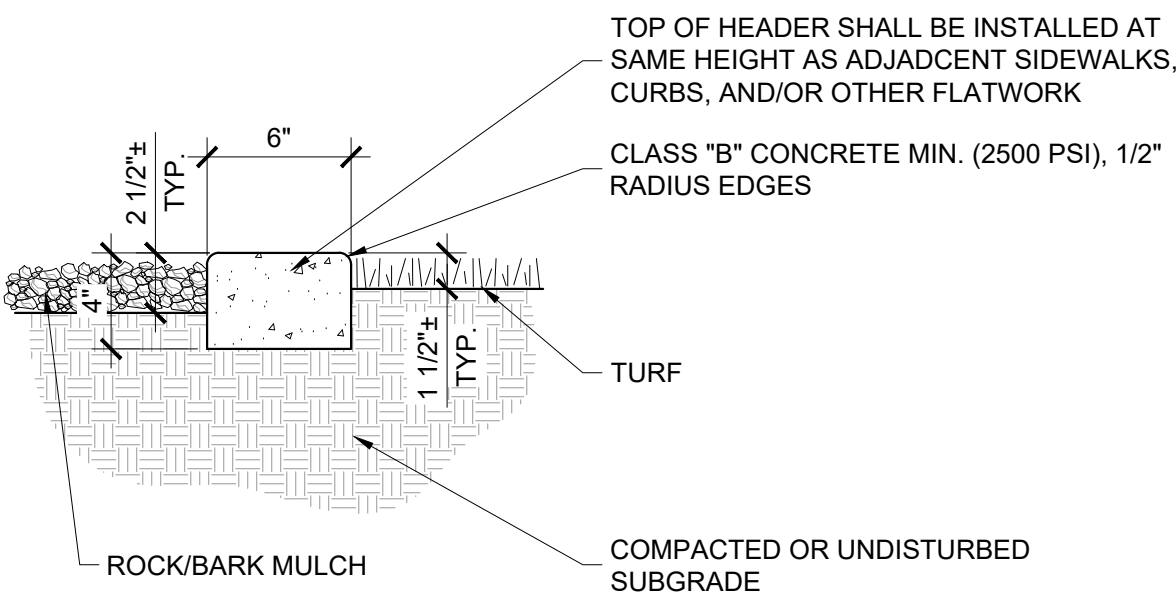
- Refer to Paving Schedule for rock size and color.
- Stabilizer and rock shall be pre-mixed prior to installation per mfr's recommendations.
- Where stabilized rock meets existing or new hardscape surfaces, the vertical distance between the two surfaces shall be no greater than 1/4".
- Stabilized rock shall have a 2% max. cross slope & 5% max. running slope.
- Once placed, the stabilizer and rock mixture shall be watered in and compacted per mfr's. recommendations.



10 STABILIZED DECOMPOSED GRANITE
SCALE: NTS

NOTE:

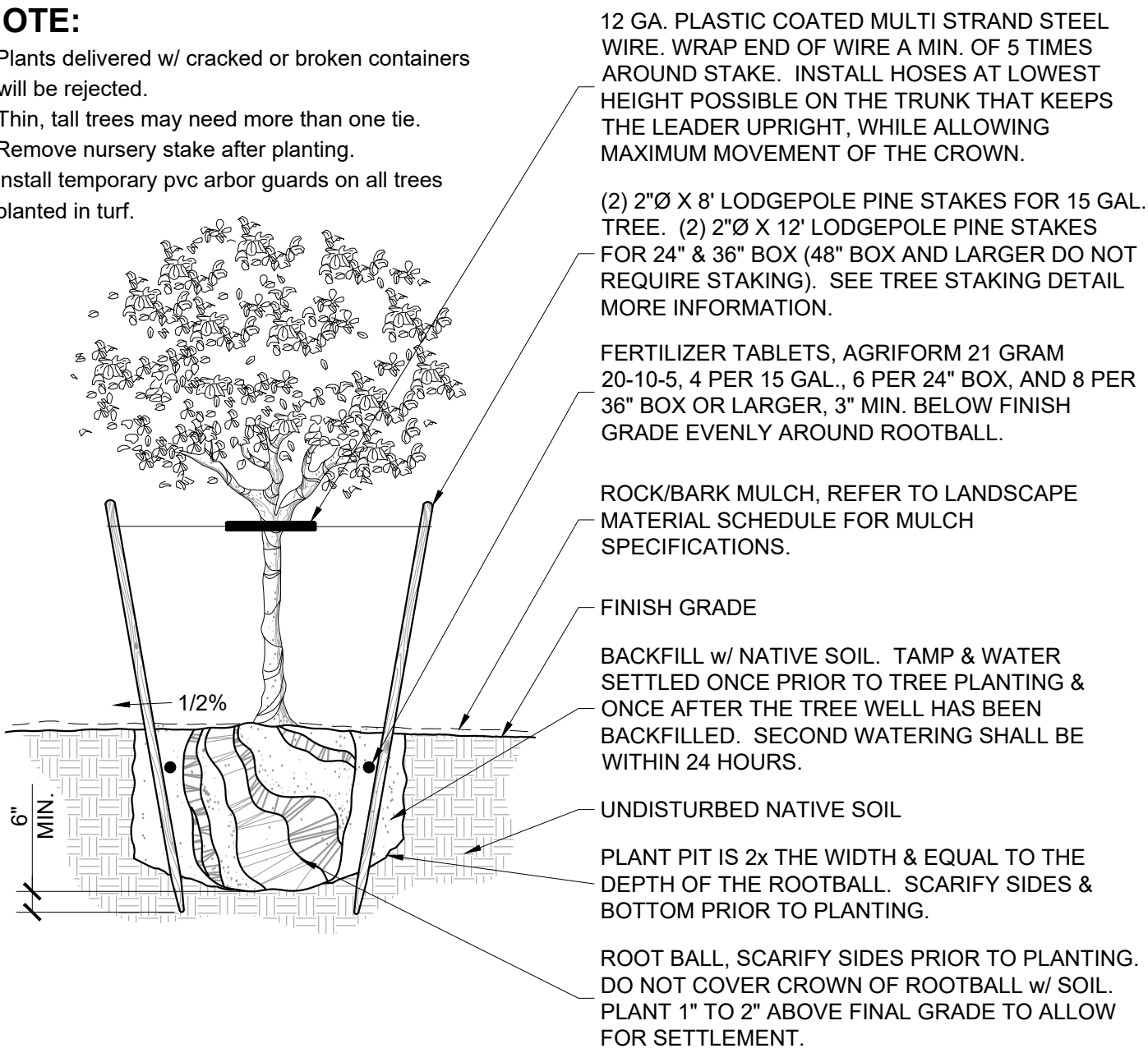
- Primary control joints occur at 10'-0" o.c. Expansion joints to occur at a max. spacing of 30'-0" & between all adjacent concrete surfaces.
- Landscape contractor to show layout of header w/ marking paint or 1/2" pvc tubing for owner approval prior to initial pour.
- All curved headers shall be smooth, continuous transitions w/ a uniform width as noted on plans.
- All curbing & headers shall not impeded onsite drainage flows. Should this occur, provide swale depressions as required.



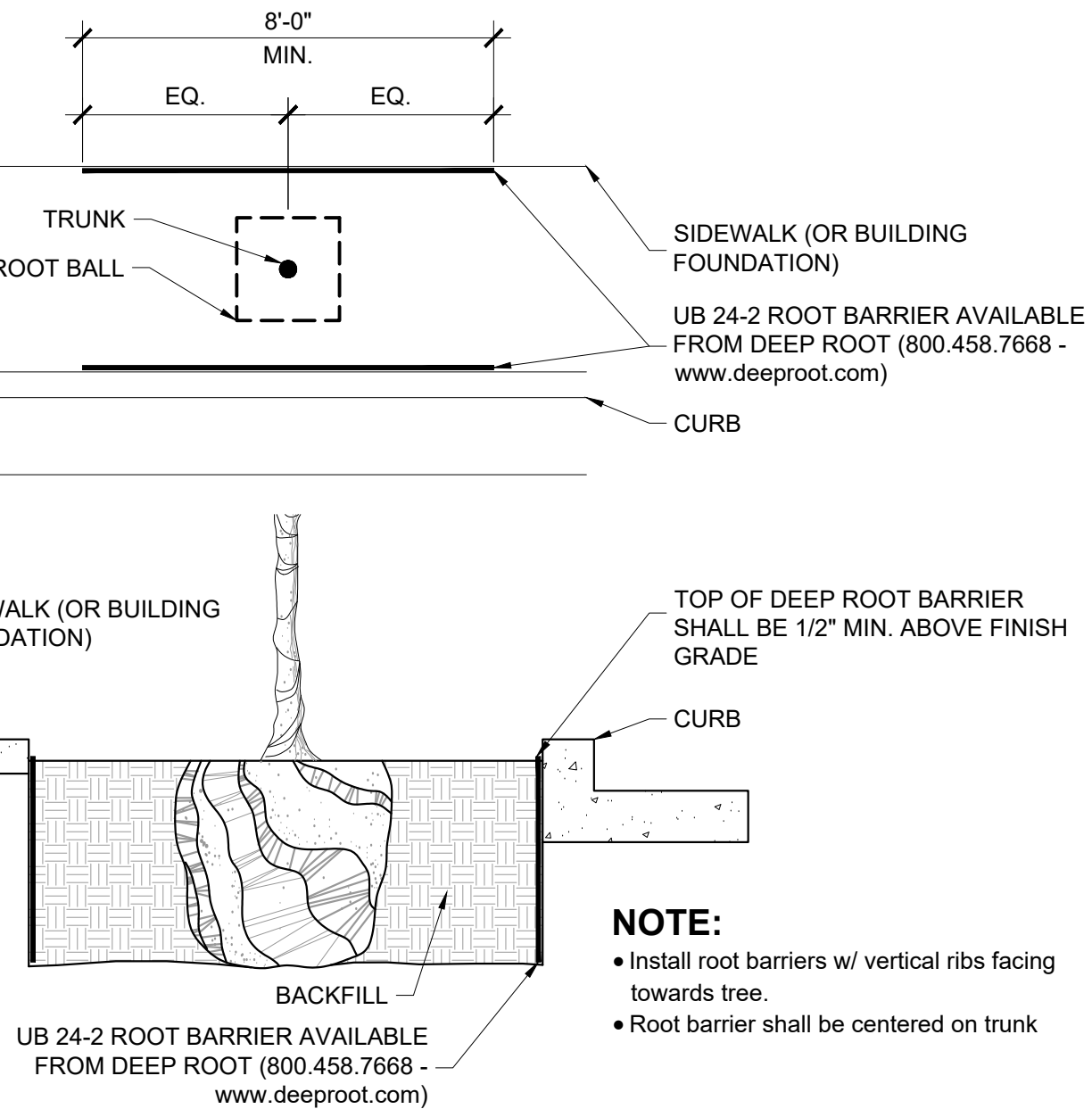
9 6" x 4" EXTRUDED CONCRETE HEADER
SCALE: NTS

NOTE:

- Plants delivered w/ cracked or broken containers will be rejected.
- Thin, tall trees may need more than one tie.
- Remove nursery stake after planting.
- Install temporary pvc arbor guards on all trees planted in turf.

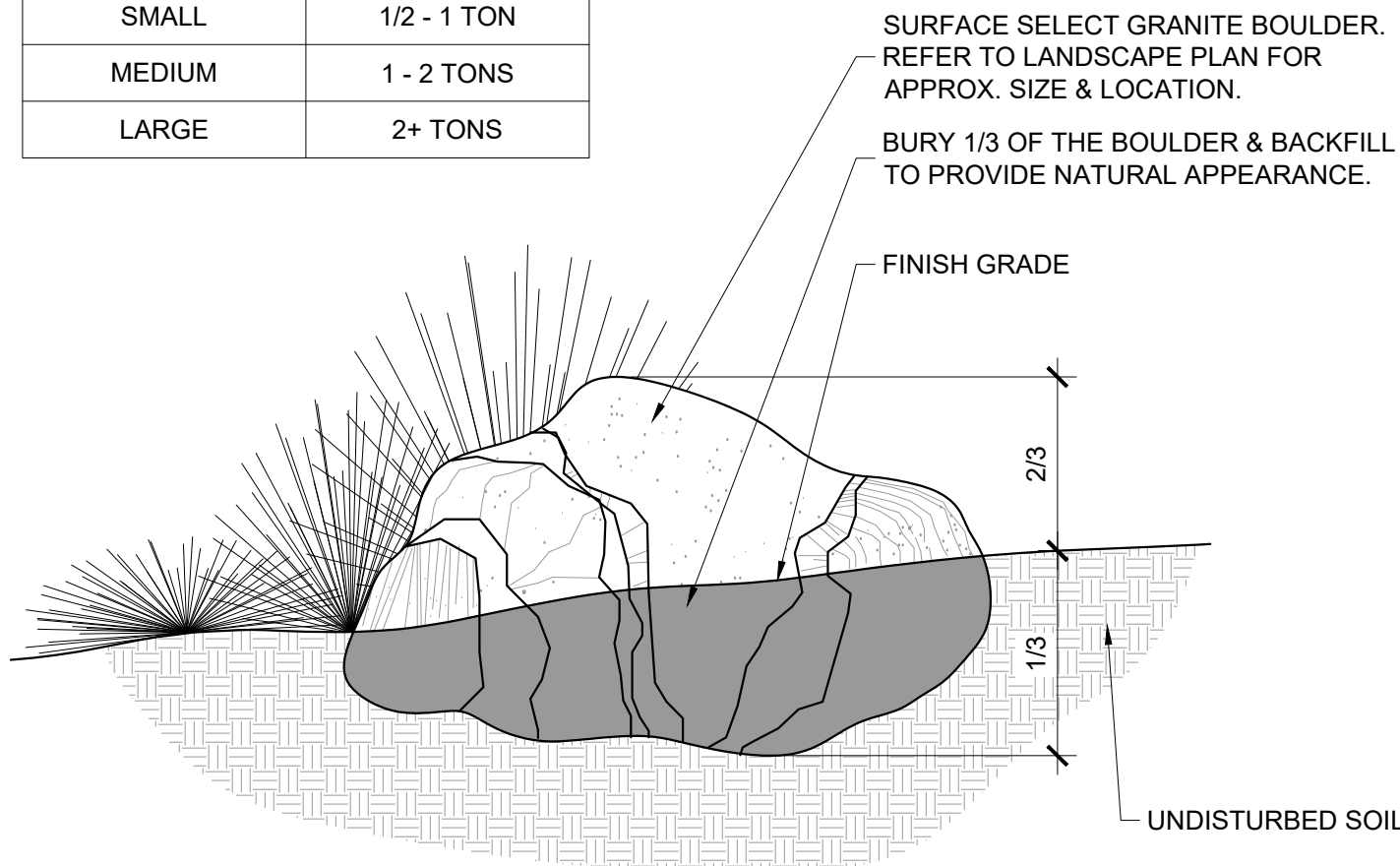


8 TREE STAKING
SCALE: NTS



7 ROOT BARRIER
SCALE: NTS

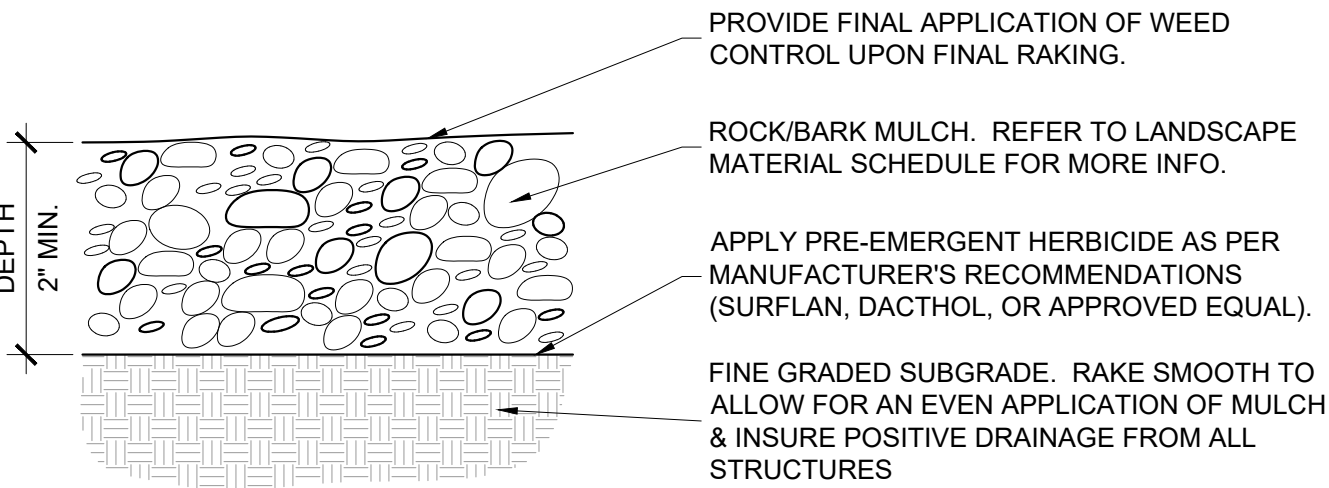
SIZE	WEIGHT
SMALL	1/2 - 1 TON
MEDIUM	1 - 2 TONS
LARGE	2+ TONS



NOTE:

- Boulders to be placed per plan or per the direction of the Landscape Architect.
- Any exposed surface scarring that may have occurred during transportation or construction shall be painted w/ a stain equal in color to the boulder's natural surface at no additional cost to the owner. All exposed areas of the boulders shall be smooth w/ no jagged edges visible.

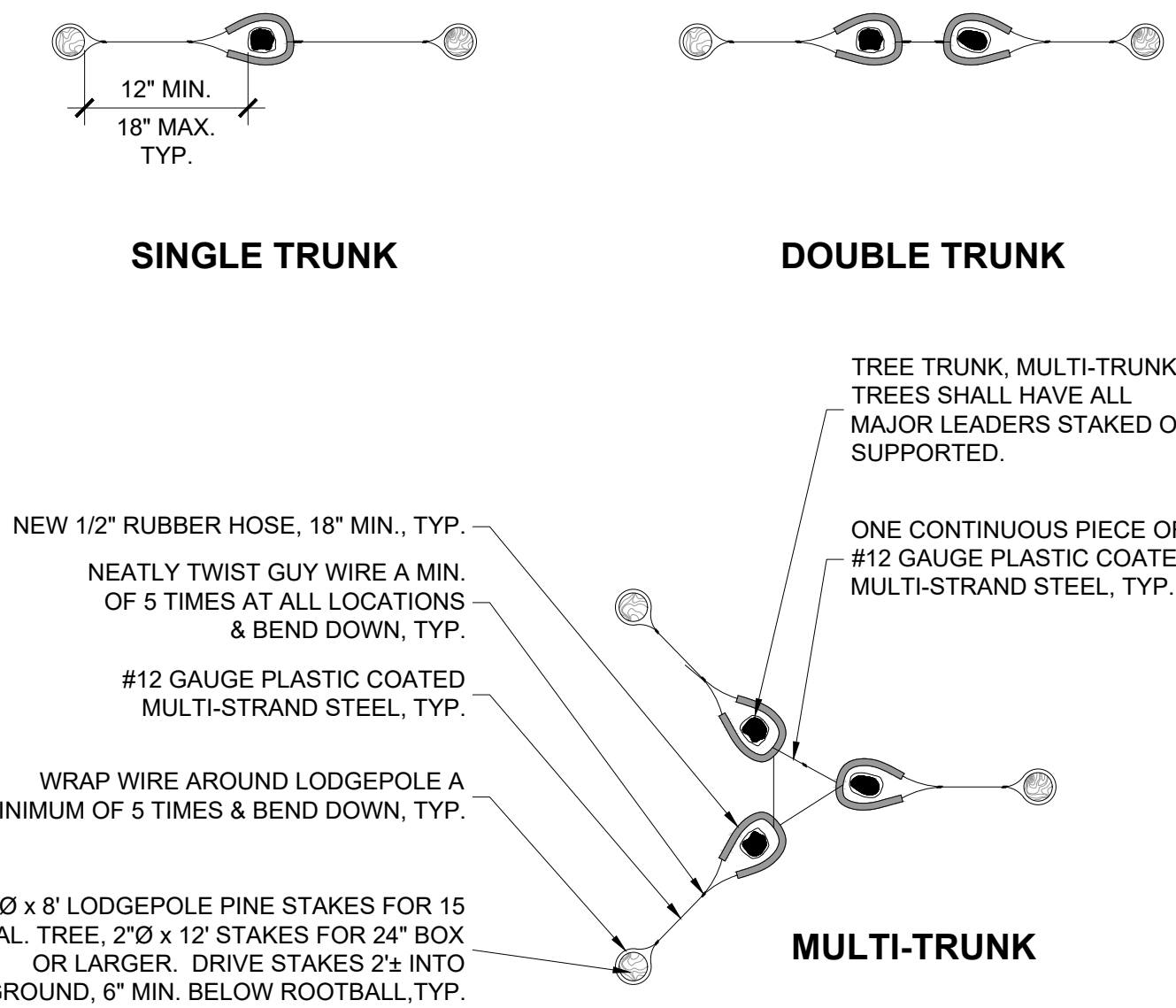
6 BOULDER PLACEMENT
SCALE: NTS



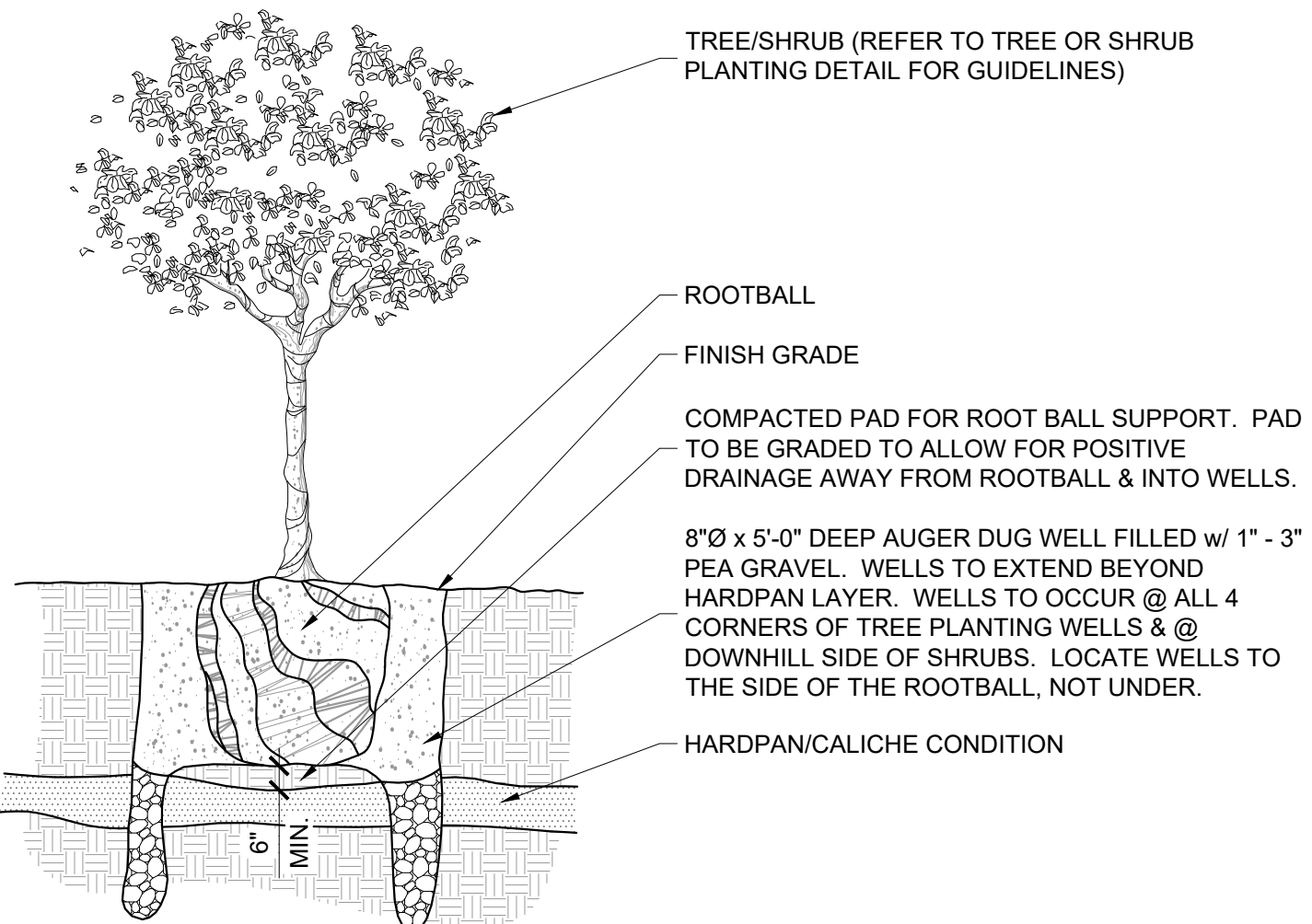
NOTE:

- The finish grade of landscape areas receiving rock/bark mulch must be graded 2-1/2" below concrete or other adjacent paved surfaces prior to installation of the mulch.
- Contractor to provide rock/bark mulch sample to owner prior to installation for approval.
- Contractor to be responsible for any variation from approved mulch.
- Contractor to provide two separate applications of pre-emergent. DO NOT APPLY PRE-EMERGENT IN AREAS TO BE HYDROSEEDING.

5 ROCK / BARK MULCH
SCALE: NTS



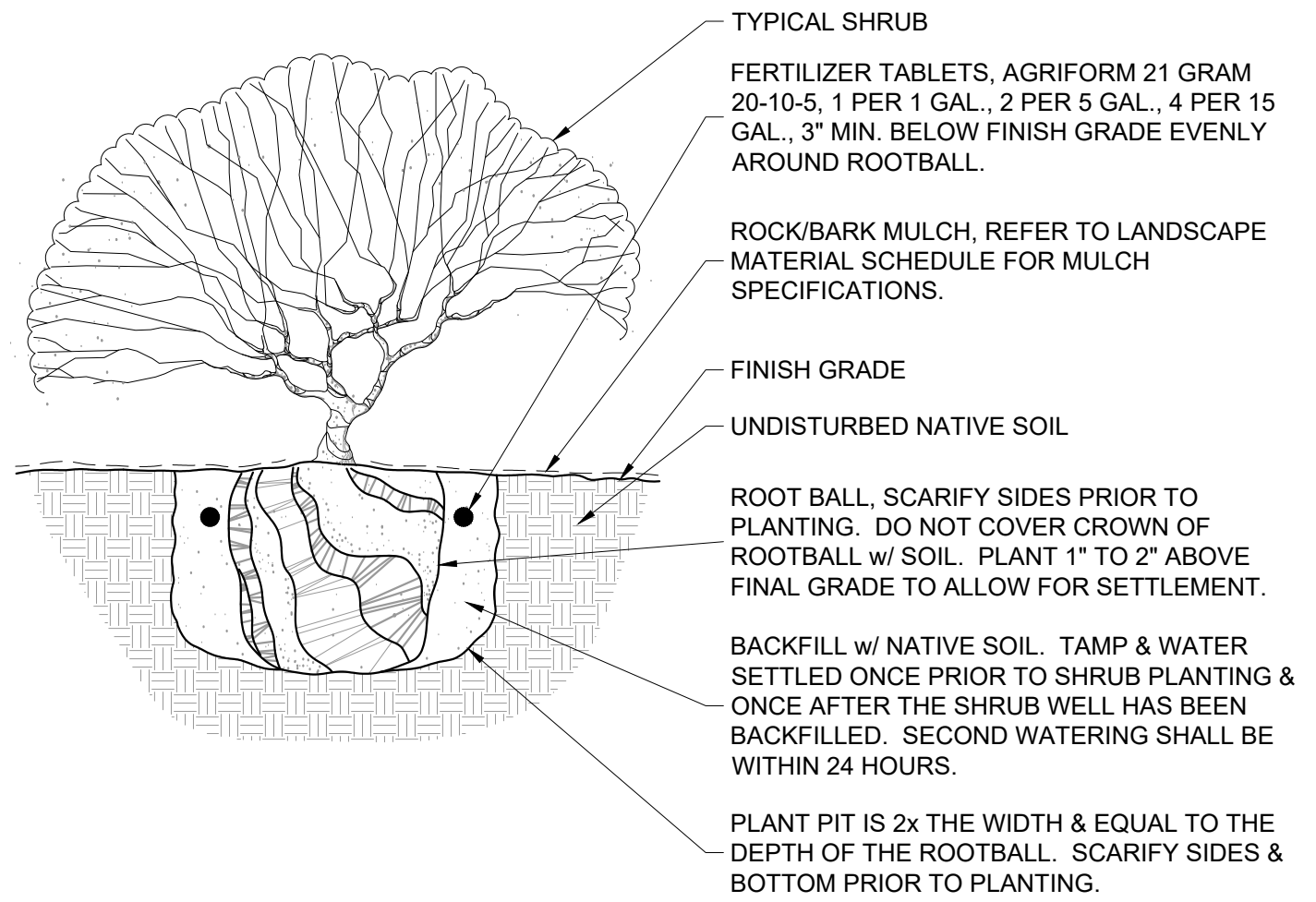
4 TREE STAKING
SCALE: NTS



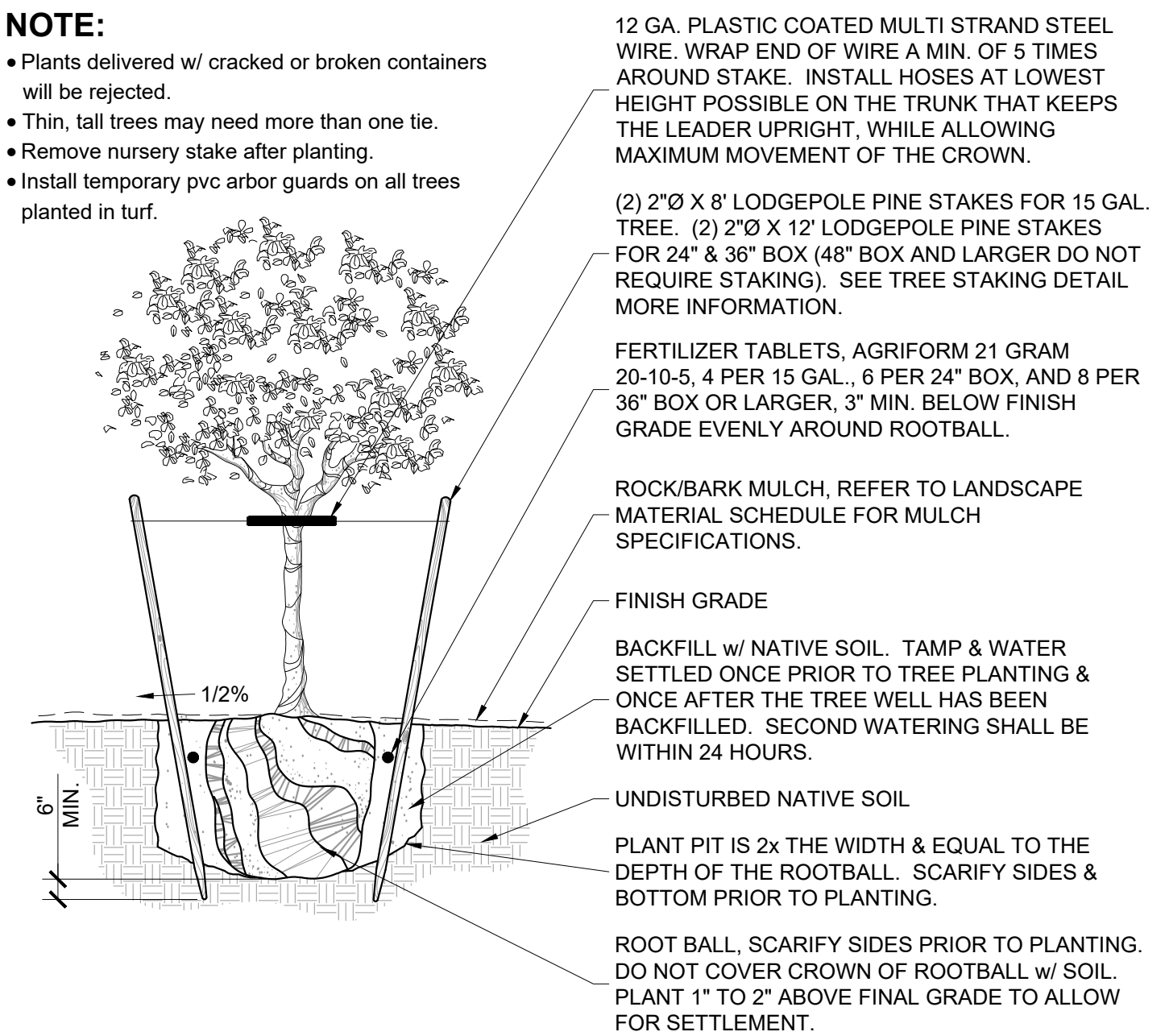
NOTE:

- Test all planting wells prior to planting. Fill all wells with water and modify all wells that do not completely drain within 24 hours.
- It shall be the responsibility of the contractor to review the site prior to bidding for soil conditions. No change orders will be processed for hard dig conditions after acceptance of bid.

3 PLANTING IN HARDPAN
SCALE: NTS



2 SHRUB PLANTING
SCALE: NTS



1 TREE PLANTING
SCALE: NTS